

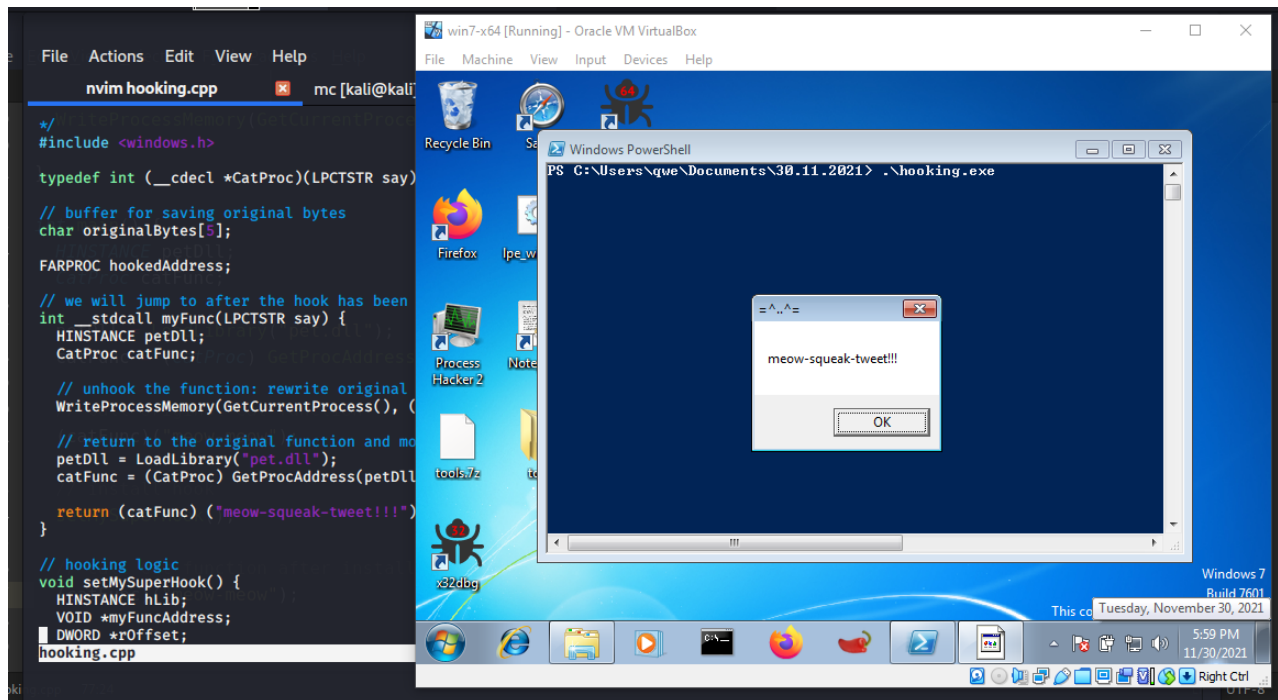
Windows API hooking. Simple C++ example.

cocomelonc.github.io/tutorial/2021/11/30/basic-hooking-1.html

November 30, 2021

5 minute read

Hello, cybersecurity enthusiasts and white hackers!



what is API hooking?

API hooking is a technique by which we can instrument and modify the behaviour and flow of API calls. This technique is also used by many AV solutions to detect if code is malicious.

example 1

Before hooking windows API functions I will consider the case of how to do this with an exported hooking function from a DLL.

For example we have DLL with this logic (`pet.cpp`):

```

/*
pet.dll - DLL example for basic hooking
*/

#include <windows.h>
#pragma comment (lib, "user32.lib")

BOOL APIENTRY DllMain(HMODULE hModule,  DWORD  ul_reason_for_call, LPVOID lpReserved)
{
    switch (ul_reason_for_call) {
        case DLL_PROCESS_ATTACH:
            break;
        case DLL_PROCESS_DETACH:
            break;
        case DLL_THREAD_ATTACH:
            break;
        case DLL_THREAD_DETACH:
            break;
    }
    return TRUE;
}

extern "C" {
    __declspec(dllexport) int _cdecl Cat(LPCTSTR say) {
        MessageBox(NULL, say, "=^..^=", MB_OK);
        return 1;
    }
}

extern "C" {
    __declspec(dllexport) int _cdecl Mouse(LPCTSTR say) {
        MessageBox(NULL, say, "<:3()~~", MB_OK);
        return 1;
    }
}

extern "C" {
    __declspec(dllexport) int _cdecl Frog(LPCTSTR say) {
        MessageBox(NULL, say, "8)~", MB_OK);
        return 1;
    }
}

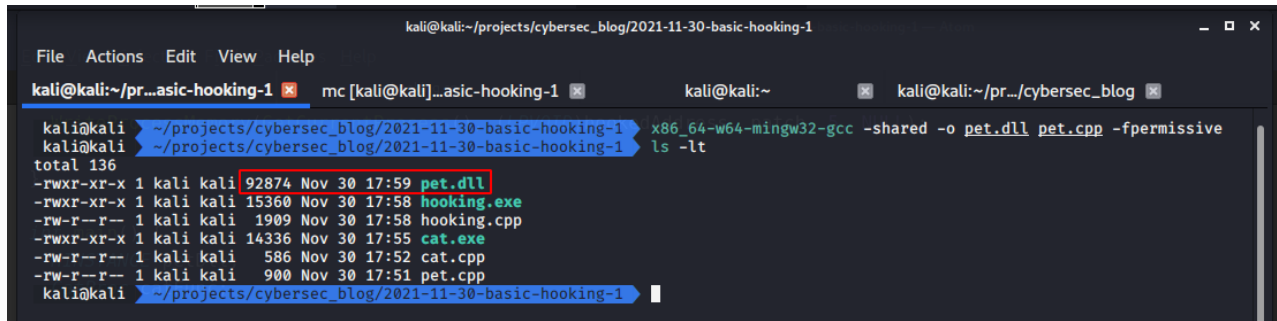
extern "C" {
    __declspec(dllexport) int _cdecl Bird(LPCTSTR say) {
        MessageBox(NULL, say, "<(-)", MB_OK);
        return 1;
    }
}
}

```

As you can see this DLL have simplest exported functions: **Cat**, **Mouse**, **Frog**, **Bird** with one param **say**. As you can see the logic of this functions is simplest, just pop-up message with title.

Let's go to compile it:

```
x86_64-w64-mingw32-gcc -shared -o pet.dll pet.cpp -fpermissive
```



```
kali@kali:~/projects/cybersec_blog/2021-11-30-basic-hooking-1
File Actions Edit View Help
kali@kali:~/pr...asic-hooking-1 mc [kali@kali]...asic-hooking-1 kali@kali:~ kali@kali:~/pr.../cybersec_blog
kali@kali ~/projects/cybersec_blog/2021-11-30-basic-hooking-1 x86_64-w64-mingw32-gcc -shared -o pet.dll pet.cpp -fpermissive
kali@kali ~/projects/cybersec_blog/2021-11-30-basic-hooking-1 ls -lt
total 136
-rwxr-xr-x 1 kali kali 92874 Nov 30 17:59 pet.dll
-rwxr-xr-x 1 kali kali 15360 Nov 30 17:58 hooking.exe
-rw-r--r-- 1 kali kali 1909 Nov 30 17:58 hooking.cpp
-rwxr-xr-x 1 kali kali 14336 Nov 30 17:55 cat.exe
-rw-r--r-- 1 kali kali 586 Nov 30 17:52 cat.cpp
-rw-r--r-- 1 kali kali 900 Nov 30 17:51 pet.cpp
kali@kali ~/projects/cybersec_blog/2021-11-30-basic-hooking-1
```

and then, create a simple code to validate this DLL (**cat.cpp**):

```
#include <windows.h>

typedef int (__cdecl *CatProc)(LPCTSTR say);
typedef int (__cdecl *BirdProc)(LPCTSTR say);

int main(void) {
    HINSTANCE petDll;
    CatProc catFunc;
    BirdProc birdFunc;
    BOOL freeRes;

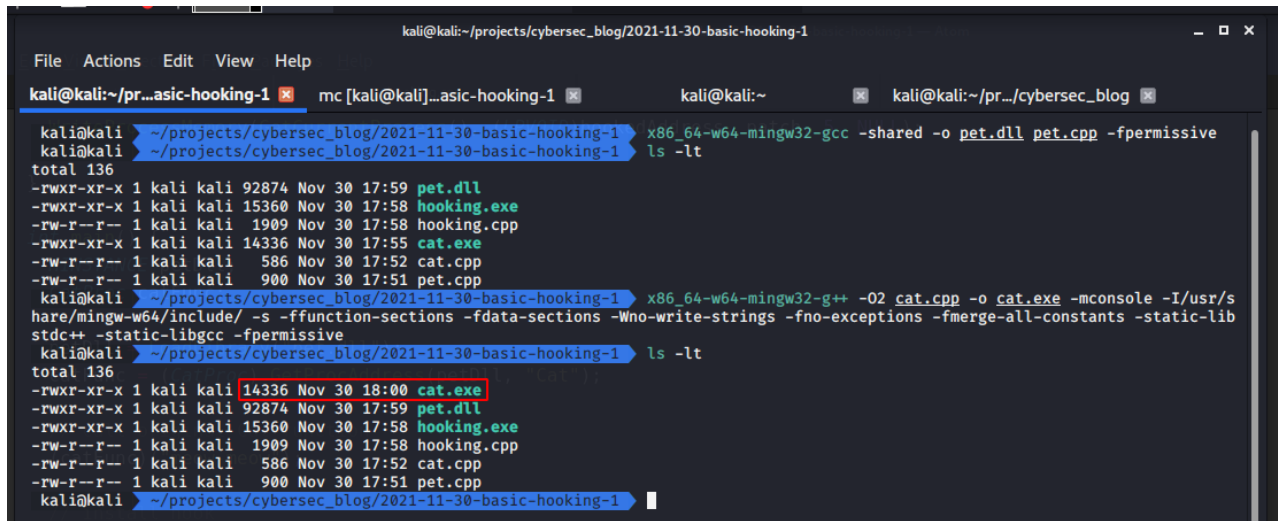
    petDll = LoadLibrary("pet.dll");

    if (petDll != NULL) {
        catFunc = (CatProc) GetProcAddress(petDll, "Cat");
        birdFunc = (BirdProc) GetProcAddress(petDll, "Bird");
        if ((catFunc != NULL) && (birdFunc != NULL)) {
            (catFunc) ("meow-meow");
            (catFunc) ("mmmmmeow");
            (birdFunc) ("tweet-tweet");
        }
        freeRes = FreeLibrary(petDll);
    }

    return 0;
}
```

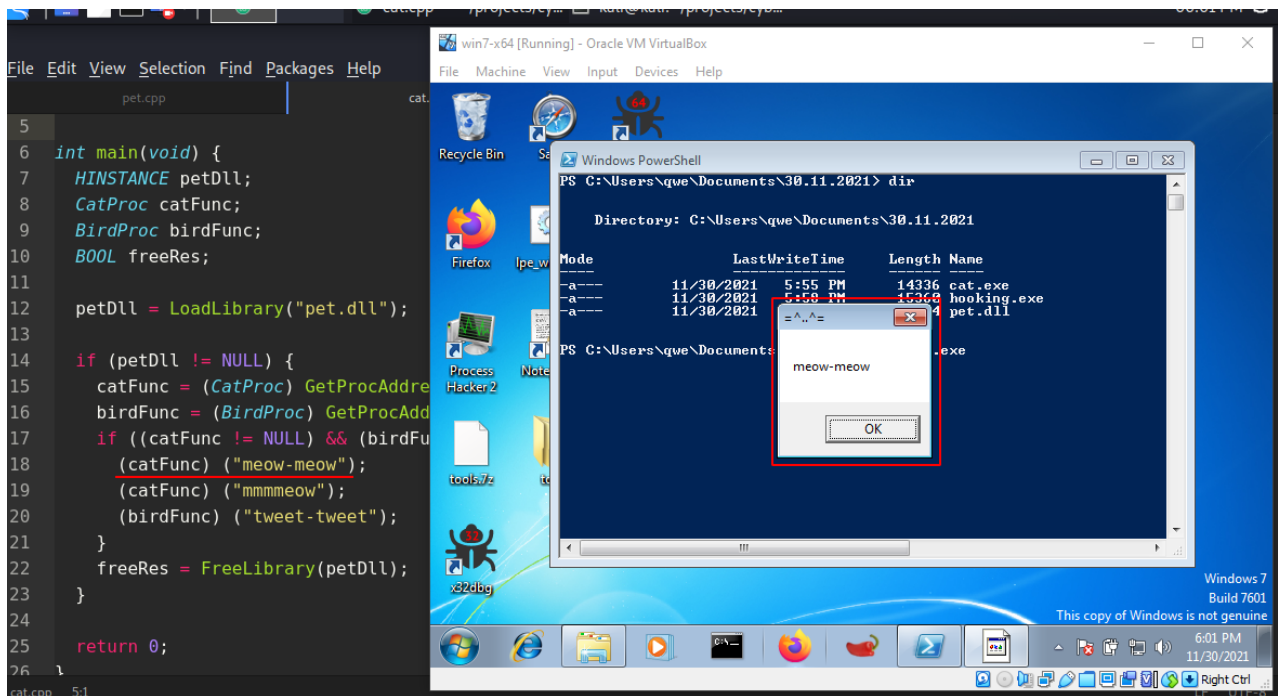
Let's go to compile it:

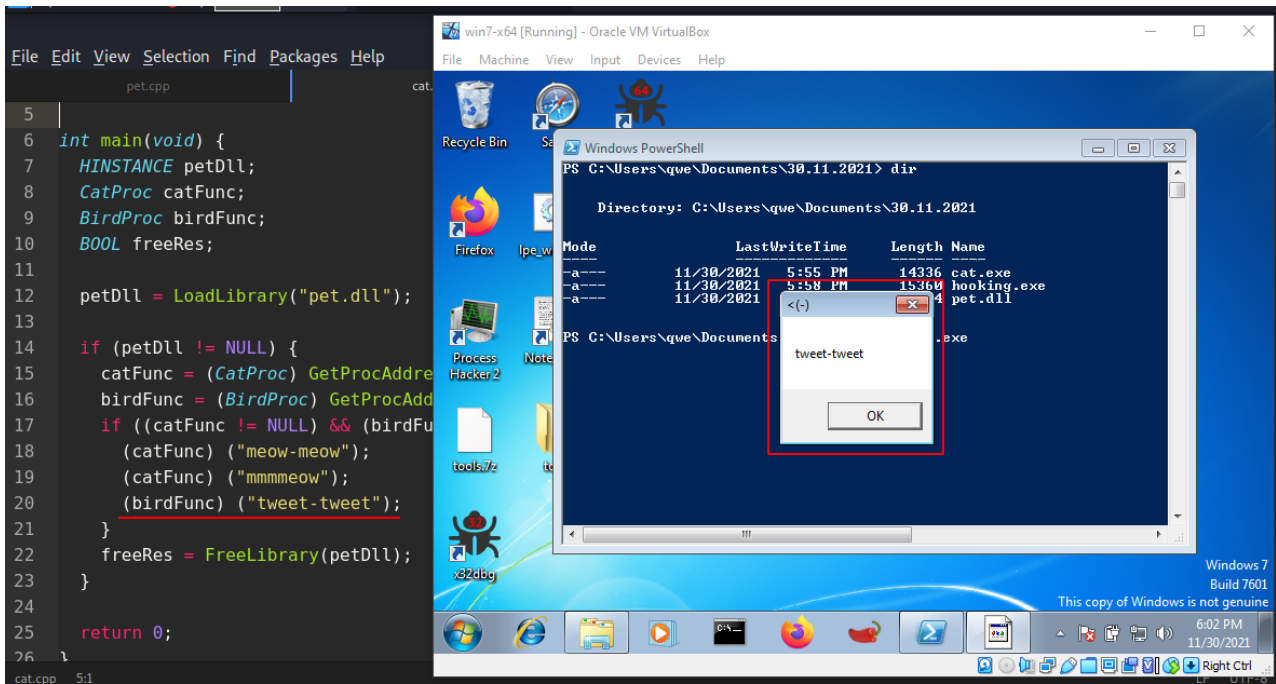
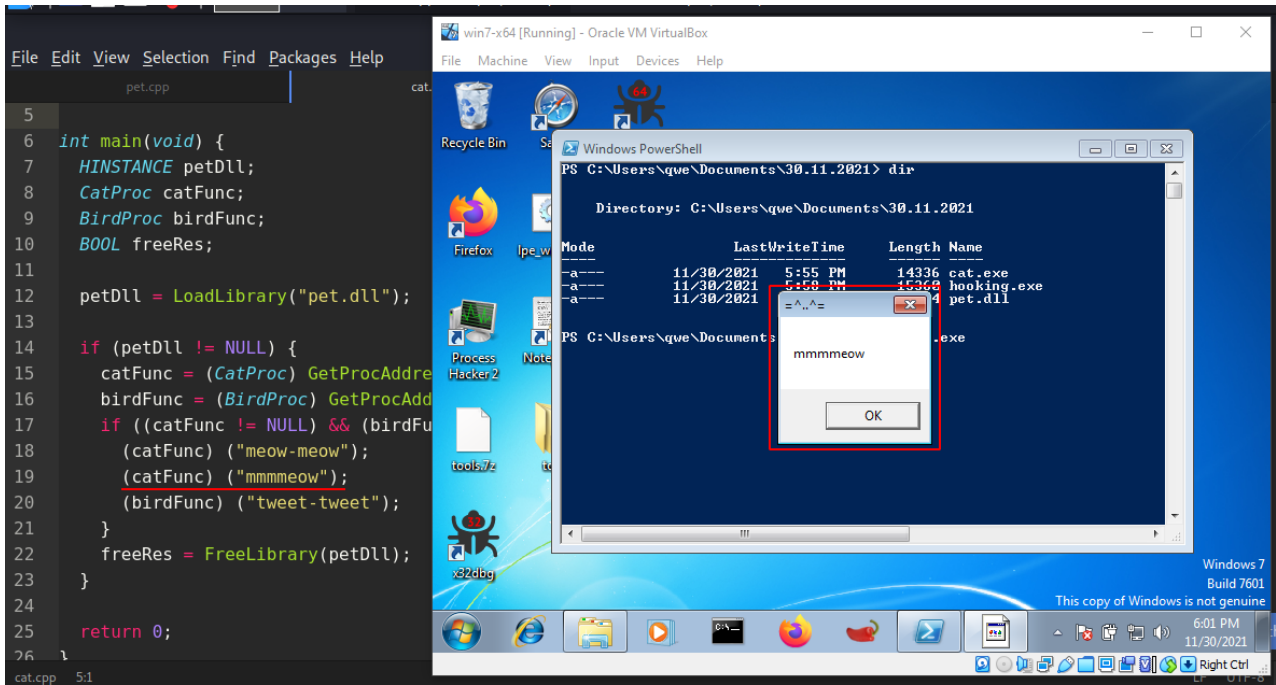
```
x86_64-w64-mingw32-g++ -O2 cat.cpp -o cat.exe -mconsole -I/usr/share/mingw-w64/include/ -s -ffunction-sections -fdata-sections -Wno-write-strings -fno-exceptions -fmerge-all-constants -static-libstdc++ -static-libgcc -fpermissive
```



and run on Windows 7 x64:

.\cat.exe





and as you can see, everything works as expected.

Then, for example **Cat** function will be hooked in this scenario, but it could be any.

The workflow of this technique is as follows:

First, get memory address of the **Cat** function.

```
hooking.cpp
31 // hooking logic
32 void setMySuperHook() {
33     HINSTANCE hLib;
34     VOID *myFuncAddress;
35     DWORD *rOffset;
36     DWORD src;
37     DWORD dst;
38     CHAR patch[5]= {0};
39
40     // get memory address of function Cat
41     hLib = LoadLibraryA("pet.dll");
42     hookedAddress = GetProcAddress(hLib, "Cat");
43
44     // save the first 5 bytes into originalBytes (buffer)
45     ReadProcessMemory(GetCurrentProcess(), (LPCVOID) hookedAddress, originalBytes, 5, NULL);
46
47     // overwrite the first 5 bytes with a jump to myFunc
48     myFuncAddress = &myFunc;
49
50     // will jump from the next instruction (after our 5 byte jmp instruction)
51     src = (DWORD)hookedAddress + 5;
```

then, save the first 5 bytes of the `Cat` function. We will need this bytes:

```
hooking.cpp
35     DWORD *rOffset;
36     DWORD src;
37     DWORD dst;
38     CHAR patch[5]= {0};
39
40     // get memory address of function Cat
41     hLib = LoadLibraryA("pet.dll");
42     hookedAddress = GetProcAddress(hLib, "Cat");
43
44     // save the first 5 bytes into originalBytes (buffer)
45     ReadProcessMemory(GetCurrentProcess(), (LPCVOID) hookedAddress, originalBytes, 5, NULL);
46
47     // overwrite the first 5 bytes with a jump to myFunc
48     myFuncAddress = &myFunc;
49
50     // will jump from the next instruction (after our 5 byte jmp instruction)
51     src = (DWORD)hookedAddress + 5;
52     dst = (DWORD)myFuncAddress;
53     rOffset = (DWORD*)(dst-src);
54
55     // \xE9 - jump instruction
```

then, create a `myFunc` function that will be executed when the original `Cat` is called:

```

16 // we will jump to after the hook has been installed
17 int __stdcall myFunc(LPCTSTR say) {
18     HINSTANCE petDll;
19     CatProc catFunc;
20
21     // unhook the function: rewrite original bytes
22     WriteProcessMemory(GetCurrentProcess(), (LPVOID)hookedAddress, originalBytes, 5, NULL);
23
24     // return to the original function and modify the text
25     petDll = LoadLibrary("pet.dll");
26     catFunc = (CatProc) GetProcAddress(petDll, "Cat");
27
28     return (catFunc) ("meow-squeak-tweet!!!");
29 }

```

overwrite 5 bytes with a jump to myFunc:

```

40 // get memory address of function Cat
41 hLib = LoadLibraryA("pet.dll");
42 hookedAddress = GetProcAddress(hLib, "Cat");
43
44 // save the first 5 bytes into originalBytes (buffer)
45 ReadProcessMemory(GetCurrentProcess(), (LPCVOID) hookedAddress, originalBytes, 5, NULL);
46
47 // overwrite the first 5 bytes with a jump to myFunc
48 myFuncAddress = &myFunc;
49
50 // will jump from the next instruction (after our 5 byte jmp instruction)
51 src = (DWORD)hookedAddress + 5;
52 dst = (DWORD)myFuncAddress;
53 rOffset = (DWORD*)(dst-src);
54
55 // \xE9 - jump instruction
56 memcpy(patch, "\xE9", 1);
57 memcpy(patch + 1, &rOffset, 4);
58
59 WriteProcessMemory(GetCurrentProcess(), (LPVOID)hookedAddress, patch, 5, NULL);
60

```

Then, create a “patch”:

```

40 // get memory address of function Cat
41 hLib = LoadLibraryA("pet.dll");
42 hookedAddress = GetProcAddress(hLib, "Cat");
43
44 // save the first 5 bytes into originalBytes (buffer)
45 ReadProcessMemory(GetCurrentProcess(), (LPCVOID) hookedAddress, originalBytes, 5, NULL);
46
47 // overwrite the first 5 bytes with a jump to myFunc
48 myFuncAddress = &myFunc;
49
50 // will jump from the next instruction (after our 5 byte jmp instruction)
51 src = (DWORD)hookedAddress + 5;
52 dst = (DWORD)myFuncAddress;
53 rOffset = (DWORD*)(dst-src);|
54
55 // \xE9 - jump instruction
56 memcpy(patch, "\xE9", 1);
57 memcpy(patch + 1, &rOffset, 4);
58
59 WriteProcessMemory(GetCurrentProcess(), (LPVOID)hookedAddress, patch, 5, NULL);

```

in the next step, patch our `Cat` function (redirect `Cat` function to `myFunc`):

```

41 hLib = LoadLibraryA("pet.dll");
42 hookedAddress = GetProcAddress(hLib, "Cat");
43
44 // save the first 5 bytes into originalBytes (buffer)
45 ReadProcessMemory(GetCurrentProcess(), (LPCVOID) hookedAddress, originalBytes, 5, NULL);
46
47 // overwrite the first 5 bytes with a jump to myFunc
48 myFuncAddress = &myFunc;
49
50 // will jump from the next instruction (after our 5 byte jmp instruction)
51 src = (DWORD)hookedAddress + 5;
52 dst = (DWORD)myFuncAddress;
53 rOffset = (DWORD*)(dst-src);
54
55 // \xE9 - jump instruction
56 memcpy(patch, "\xE9", 1);
57 memcpy(patch + 1, &rOffset, 4);
58
59 WriteProcessMemory(GetCurrentProcess(), (LPVOID)hookedAddress, patch, 5, NULL);
60
61 }

```

So what have we done here? This trick is “*classic 5-byte hook*” technique. If we disassemble function:


```

example:      file format elf32-i386

Disassembly of section .text:

08049000 <_start>:
8049000:      31 c0          xor     eax,eax
8049002:      55            push   ebp
8049003:      89 e5          mov     ebp,esp
8049005:      50            push   eax
8049006:      b8 b0 79 92 75 mov     eax,0x759279b0
804900b:      ff e0          jmp     eax
kali@kali ~/projects/cybersec_blog/2021-11-30-basic-hooking-1

```

The highlighted 5 bytes is a fairly typical prologue found in many API functions. By overwriting these first 5 bytes with a `jmp` instruction, we are redirecting execution to our own defined function. We will save the original bytes so that they can be referenced later when we want to pass execution back to the hooked function.

So firstly, we call original `Cat` function, set our hook and call `Cat` again:

```

63 int main() {
64     HINSTANCE petDll;
65     CatProc catFunc;
66
67     petDll = LoadLibrary("pet.dll");
68     catFunc = (CatProc) GetProcAddress(petDll, "Cat");
69
70     // call original Cat function
71     (catFunc)("meow-meow");
72
73     // install hook
74     setMySuperHook();
75
76     // call Cat function after install hook
77     (catFunc)("meow-meow");
78
79 }

```

Full source code is:

```

/*
hooking.cpp
basic hooking example
author: @cocomelonc
https://cocomelonc.github.io/tutorial/2021/11/30/basic-hooking-1.html
*/
#include <windows.h>

typedef int (__cdecl *CatProc)(LPCTSTR say);

// buffer for saving original bytes
char originalBytes[5];

FARPROC hookedAddress;

// we will jump to after the hook has been installed
int __stdcall myFunc(LPCTSTR say) {
    HINSTANCE petDll;
    CatProc catFunc;

    // unhook the function: rewrite original bytes
    WriteProcessMemory(GetCurrentProcess(), (LPVOID)hookedAddress, originalBytes, 5,
NULL);

    // return to the original function and modify the text
    petDll = LoadLibrary("pet.dll");
    catFunc = (CatProc) GetProcAddress(petDll, "Cat");

    return (catFunc) ("meow-squeak-tweet!!!");
}

// hooking logic
void setMySuperHook() {
    HINSTANCE hLib;
    VOID *myFuncAddress;
    DWORD *rOffset;
    DWORD src;
    DWORD dst;
    CHAR patch[5]= {0};

    // get memory address of function Cat
    hLib = LoadLibraryA("pet.dll");
    hookedAddress = GetProcAddress(hLib, "Cat");

    // save the first 5 bytes into originalBytes (buffer)
    ReadProcessMemory(GetCurrentProcess(), (LPCVOID) hookedAddress, originalBytes, 5,
NULL);

    // overwrite the first 5 bytes with a jump to myFunc
    myFuncAddress = &myFunc;

    // will jump from the next instruction (after our 5 byte jmp instruction)

```

```

src = (DWORD)hookedAddress + 5;
dst = (DWORD)myFuncAddress;
rOffset = (DWORD *)(dst-src);

// \xE9 - jump instruction
memcpy(patch, "\xE9", 1);
memcpy(patch + 1, &rOffset, 4);

WriteProcessMemory(GetCurrentProcess(), (LPVOID)hookedAddress, patch, 5, NULL);
}

int main() {
    HINSTANCE petDll;
    CatProc catFunc;

    petDll = LoadLibrary("pet.dll");
    catFunc = (CatProc) GetProcAddress(petDll, "Cat");

    // call original Cat function
    (catFunc)("meow-meow");

    // install hook
    setMySuperHook();

    // call Cat function after install hook
    (catFunc)("meow-meow");
}

```

Let's go to compile this:

```

x86_64-w64-mingw32-g++ -O2 hooking.cpp -o hooking.exe -mconsole -I/usr/share/mingw-
w64/include/ -s -ffunction-sections -fdata-sections -Wno-write-strings -fno-
exceptions -fmerge-all-constants -static-libstdc++ -static-libgcc -fpermissive

```

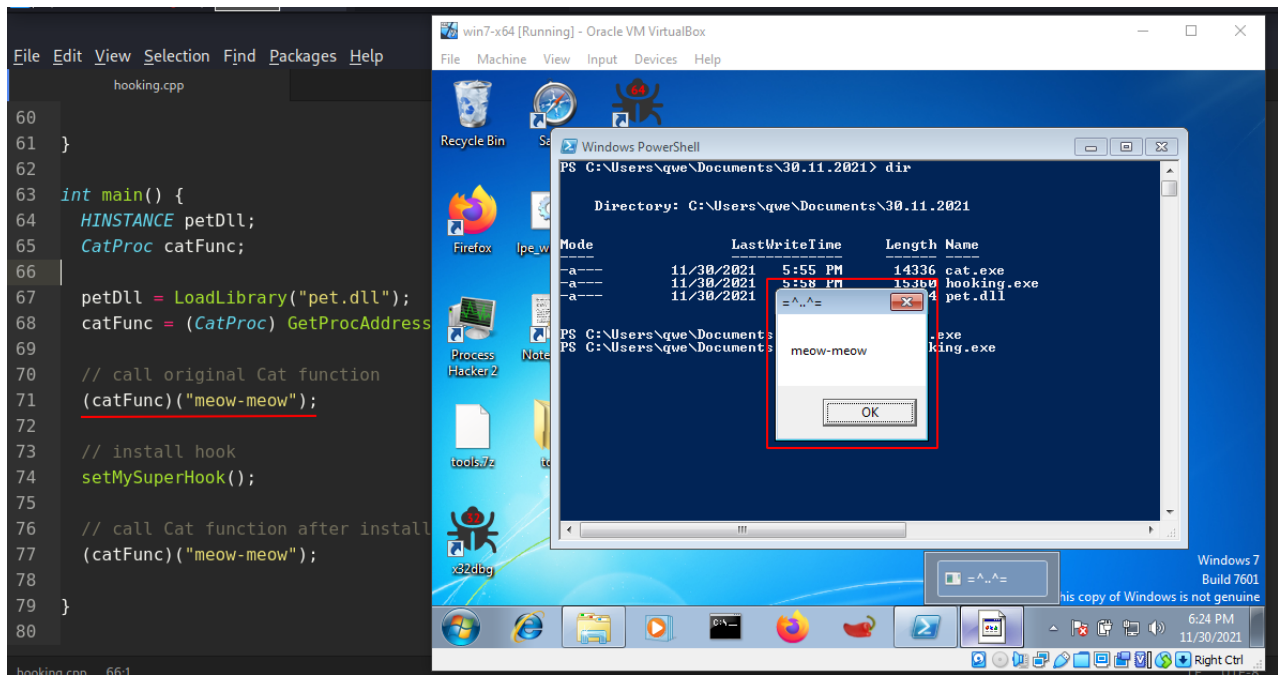
```

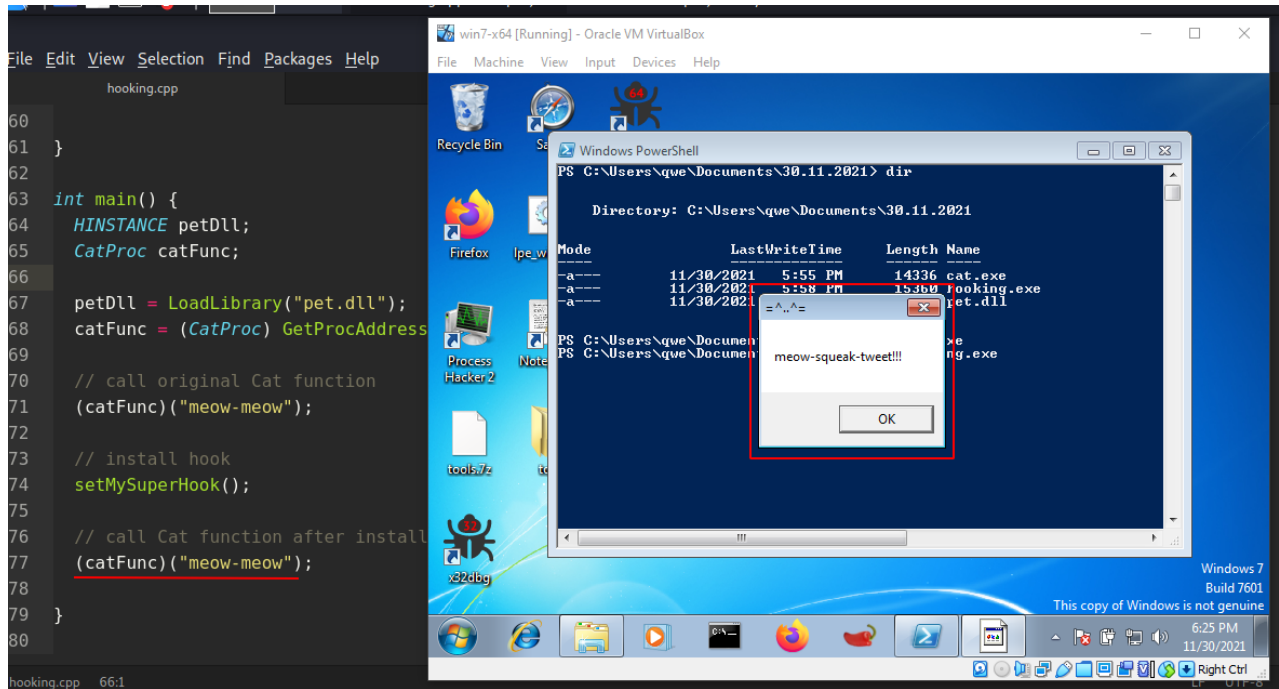
kali@kali:~/projects/cybersec_blog/2021-11-30-basic-hooking-1
File Actions Edit View Help
kali@kali:~/pr...asic-hooking-1 x mc [kali@kali]...asic-hooking-1 x kali@kali:~ kali@kali:~/pr.../cybersec_blog x
-rw-r--r-- 1 kali kali 900 Nov 30 17:51 pet.cpp
kali@kali ~/projects/cybersec_blog/2021-11-30-basic-hooking-1 x86_64-w64-mingw32-g++ -O2 cat.cpp -o cat.exe -mconsole -I/usr/s
hare/mingw-w64/include/ -s -ffunction-sections -fdata-sections -Wno-write-strings -fno-exceptions -fmerge-all-constants -static-lib
stdc++ -static-libgcc -fpermissive
kali@kali ~/projects/cybersec_blog/2021-11-30-basic-hooking-1 ls -lt
total 136
-rwxr-xr-x 1 kali kali 14336 Nov 30 18:00 cat.exe
-rwxr-xr-x 1 kali kali 92874 Nov 30 17:59 pet.dll
-rwxr-xr-x 1 kali kali 15360 Nov 30 17:58 hooking.exe
-rw-r--r-- 1 kali kali 1909 Nov 30 17:58 hooking.cpp
-rw-r--r-- 1 kali kali 586 Nov 30 17:52 cat.cpp
-rw-r--r-- 1 kali kali 900 Nov 30 17:51 pet.cpp
kali@kali ~/projects/cybersec_blog/2021-11-30-basic-hooking-1 x86_64-w64-mingw32-g++ -O2 hooking.cpp -o hooking.exe -mconsole
-I/usr/share/mingw-w64/include/ -s -ffunction-sections -fdata-sections -Wno-write-strings -fno-exceptions -fmerge-all-constants -st
atic-libstdc++ -static-libgcc -fpermissive
hooking.cpp: In function 'void setMySuperHook()':
hooking.cpp:48:19: warning: invalid conversion from 'int (*)(LPCTSTR)' {aka 'int (*)(const char*)'} to 'void*' [-fpermissive]
48     myFuncAddress = &myFunc;
                        ^~~~~~
                        |
                        int (*)(LPCTSTR) {aka int (*)(const char*)}
hooking.cpp:51:9: warning: cast from 'FARPROC' {aka 'long long int (*)'} to 'DWORD' {aka 'long unsigned int'} loses precision [-f
permissive]
51     src = (DWORD)hookedAddress + 5;
hooking.cpp:52:9: warning: cast from 'void*' to 'DWORD' {aka 'long unsigned int'} loses precision [-fpermissive]
52     dst = (DWORD)myFuncAddress;
hooking.cpp:53:13: warning: cast to pointer from integer of different size [-Wint-to-pointer-cast]
53     rOffset = (DWORD *) (dst - src);
kali@kali ~/projects/cybersec_blog/2021-11-30-basic-hooking-1

```

And see it in action (on Windows 7 x64 in this case):

.\hooking.exe





As you can see our hook is worked perfectly!! Cat goes **meow-squeak-tweet!!!** instead **meow-meow!**

example 2

Similarly, you can hook for example, a function `WinExec` from `kernel32.dll` (`hooking2.cpp`):

```

#include <windows.h>

// buffer for saving original bytes
char originalBytes[5];

FARPROC hookedAddress;

// we will jump to after the hook has been installed
int __stdcall myFunc(LPCSTR lpCmdLine, UINT uCmdShow) {

    // unhook the function: rewrite original bytes
    WriteProcessMemory(GetCurrentProcess(), (LPVOID)hookedAddress, originalBytes, 5,
NULL);

    // return to the original function and modify the text
    return WinExec("calc", uCmdShow);
}

// hooking logic
void setMySuperHook() {
    HINSTANCE hLib;
    VOID *myFuncAddress;
    DWORD *rOffset;
    DWORD src;
    DWORD dst;
    CHAR patch[5]= {0};

    // get memory address of function MessageBoxA
    hLib = LoadLibraryA("kernel32.dll");
    hookedAddress = GetProcAddress(hLib, "WinExec");

    // save the first 5 bytes into originalBytes (buffer)
    ReadProcessMemory(GetCurrentProcess(), (LPCVOID) hookedAddress, originalBytes, 5,
NULL);

    // overwrite the first 5 bytes with a jump to myFunc
    myFuncAddress = &myFunc;

    // will jump from the next instruction (after our 5 byte jmp instruction)
    src = (DWORD)hookedAddress + 5;
    dst = (DWORD)myFuncAddress;
    rOffset = (DWORD *)(dst-src);

    // \xE9 - jump instruction
    memcpy(patch, "\xE9", 1);
    memcpy(patch + 1, &rOffset, 4);

    WriteProcessMemory(GetCurrentProcess(), (LPVOID)hookedAddress, patch, 5, NULL);
}

int main() {

```

```

// call original
WinExec("notepad", SW_SHOWDEFAULT);

// install hook
setMySuperHook();

// call after install hook
WinExec("notepad", SW_SHOWDEFAULT);
}

```

Let's go to compile:

```

x86_64-w64-mingw32-g++ -O2 hooking2.cpp -o hooking2.exe -mconsole -I/usr/share/mingw-w64/include/ -s -ffunction-sections -fdata-sections -Wno-write-strings -fno-exceptions -fmerge-all-constants -static-libstdc++ -static-libgcc -fpermissive

```

```

kali@kali:~/projects/cybersec_blog/2021-11-30-basic-hooking-1
File Actions Edit View Help
kali@kali:~/pr...asic-hooking-1 mc [kali@kali]...asic-hooking-1 kali@kali:~ kali@kali:~/pr.../cybersec_blog
kali@kali ~/projects/cybersec_blog/2021-11-30-basic-hooking-1 x86_64-w64-mingw32-g++ -O2 hooking2.cpp -o hooking2.exe -mconsole -I/usr/share/mingw-w64/include/ -s -ffunction-sections -fdata-sections -Wno-write-strings -fno-exceptions -fmerge-all-constants -static-libstdc++ -static-libgcc -fpermissive
hooking2.cpp: In function 'void setMySuperHook()':
hooking2.cpp:35:19: warning: invalid conversion from 'int (*)(LPCSTR, UINT)' {aka 'int (*)(const char*, unsigned int)'} to 'void*' [-fpermissive]
   35 |     myFuncAddress = gmyFunc;
      |                   ^~~~~~
      |                   |
      |                   int (*)(LPCSTR, UINT) {aka int (*)(const char*, unsigned int)}
hooking2.cpp:38:9: warning: cast from 'FARPROC' {aka 'long long int (*)'} to 'DWORD' {aka 'long unsigned int'} loses precision [-fpermissive]
   38 |     src = (DWORD)hookedAddress + 5;
      |           ^~~~~~
hooking2.cpp:39:9: warning: cast from 'void*' to 'DWORD' {aka 'long unsigned int'} loses precision [-fpermissive]
   39 |     dst = (DWORD)myFuncAddress;
      |           ^~~~~~
hooking2.cpp:40:13: warning: cast to pointer from integer of different size [-Wint-to-pointer-cast]
   40 |     rOffset = (DWORD*)(dst-src);
      |               ^~~~~~
kali@kali ~/projects/cybersec_blog/2021-11-30-basic-hooking-1 ls -lt
total 156
-rwxr-xr-x 1 kali kali 15360 Nov 30 18:34 hooking2.exe
-rw-r--r-- 1 kali kali 1503 Nov 30 18:34 hooking2.cpp
-rwxr-xr-x 1 kali kali 15360 Nov 30 18:22 hooking.exe
-rwxr-xr-x 1 kali kali 14336 Nov 30 18:00 cat.exe
-rwxr-xr-x 1 kali kali 92874 Nov 30 17:59 pet.dll
-rw-r--r-- 1 kali kali 1909 Nov 30 17:58 hooking.cpp
-rw-r--r-- 1 kali kali 586 Nov 30 17:52 cat.cpp
-rw-r--r-- 1 kali kali 900 Nov 30 17:51 pet.cpp
kali@kali ~/projects/cybersec_blog/2021-11-30-basic-hooking-1

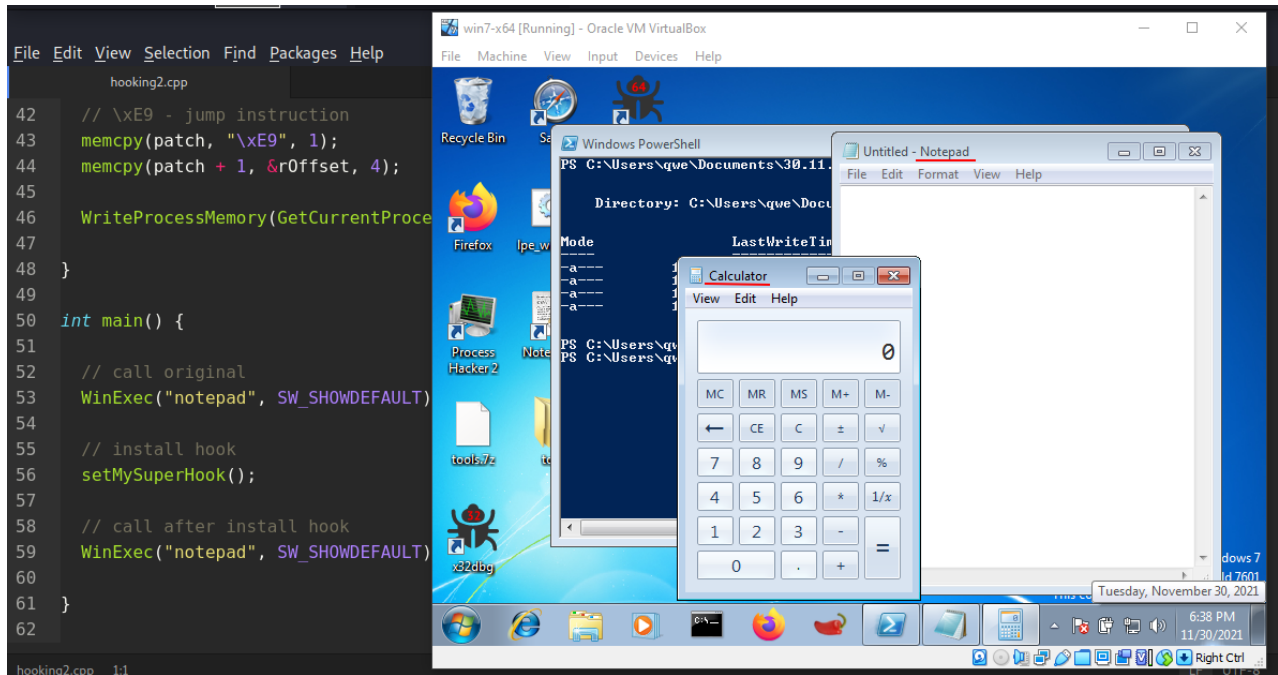
```

and run:

```

.\hooking2.exe

```



So everything worked as expected.

[Source code in Github](#)

[MessageBox](#)

[WinExec](#)

[Exporting from DLL using __declspec](#)

| This is a practical case for educational purposes only.

Thanks for your time, happy hacking and good bye!

PS. All drawings and screenshots are mine